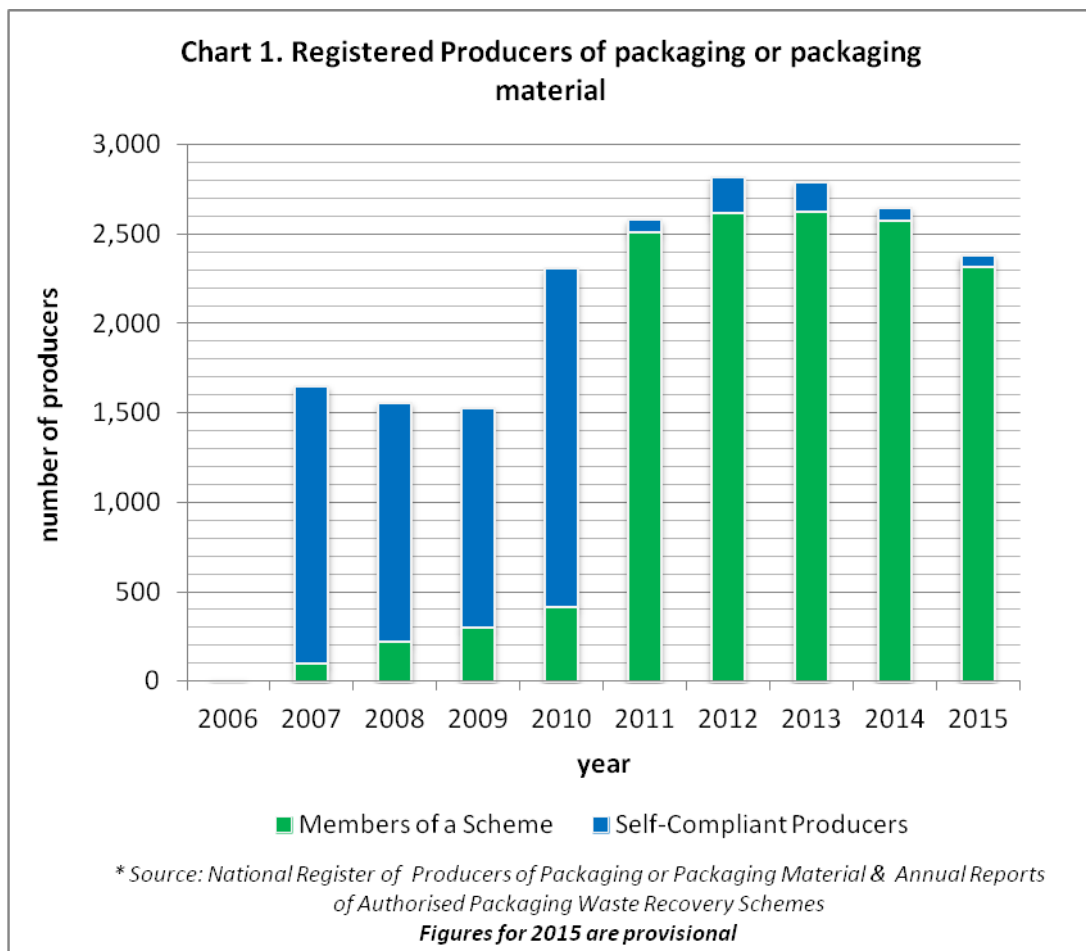
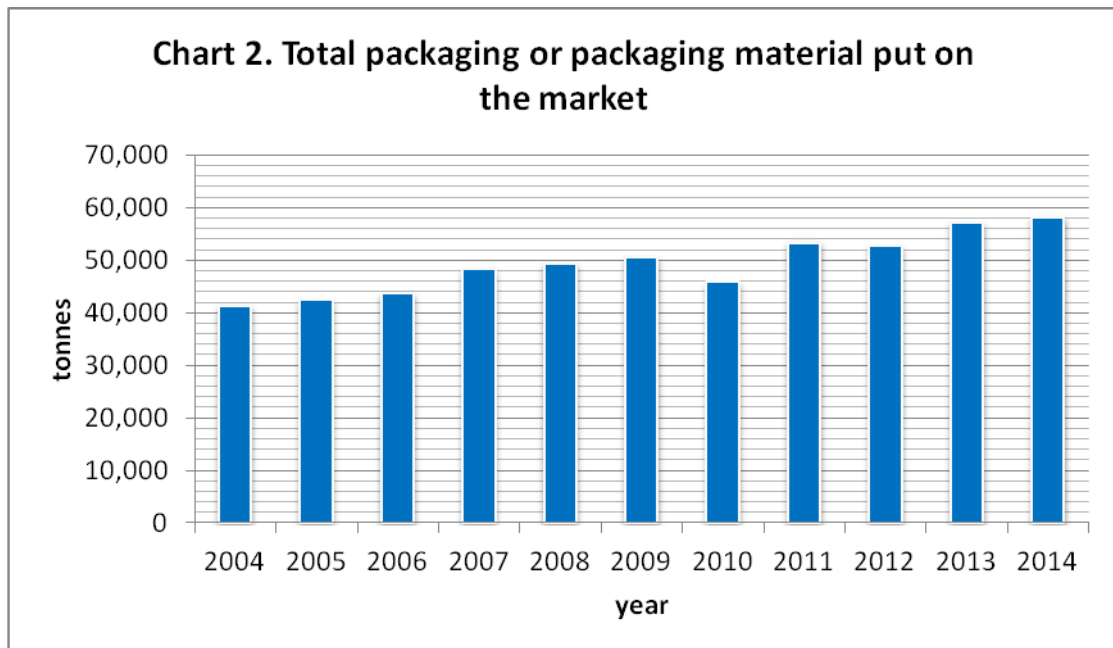


PACKAGING & PACKAGING WASTE

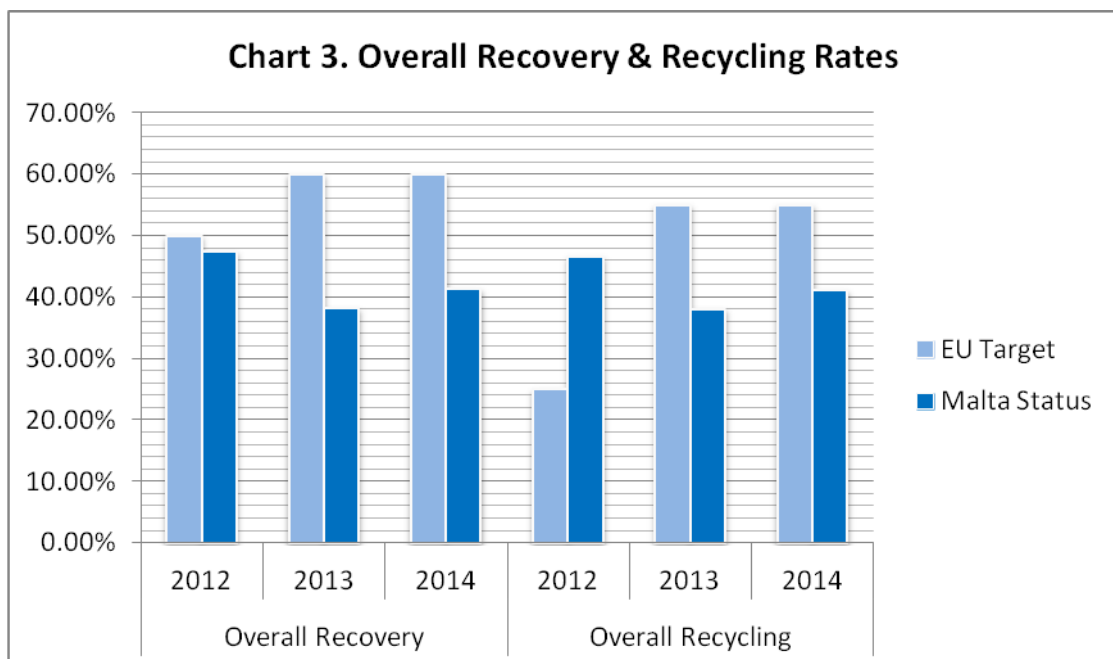
In 2015, the total amount of registered producers of packaging or packaging material amounted to 2,384, down by 10 per cent over 2014. The number of producers who participated a Packaging Waste Recovery Scheme decreased in 2015 by 10 per cent when compared to 2014, amounting to 2,317. The year 2015 recorded a decrease (ca. 9 per cent) in the number of registered self-compliant producers, amounting to 67 (Chart 1). These variations coincide with the 2014 amendments to S.L. 504.72 – the Waste Management (Packaging & Packaging Waste) Regulations published by Legal Notice 444 of 2014, whereby a producer putting less than 100 kgs of packaging or packaging material on the market, is exempt from applying for registration.



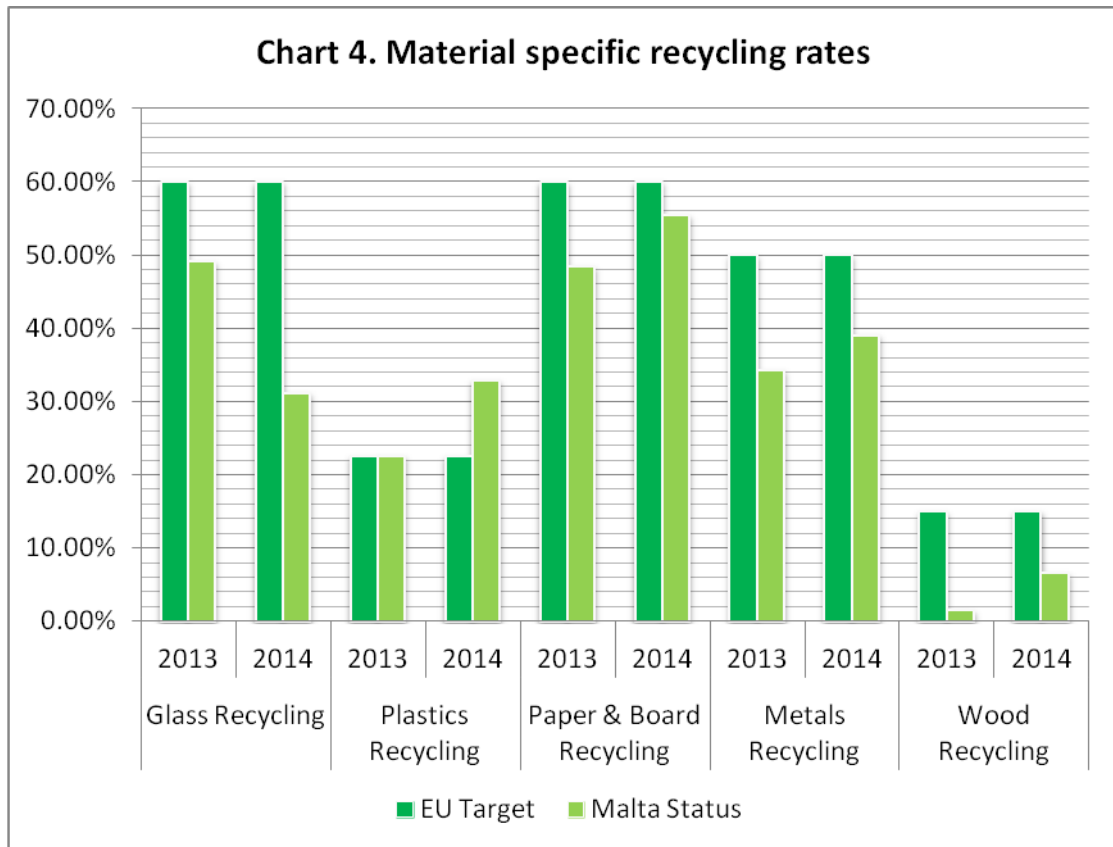
The total amount of packaging or packaging material put on the national market amounted to 58,129 tonnes in 2014, up by 2 per cent over 2013 (Chart 2).



In 2014, when compared to 2013, there has been an overall increase in the amounts of packaging waste generated and a small increase in the amounts of material recycling. The overall recycling rate in 2014 amounted to 41.1%, equivalent to an increase of approximately 10% over the total amount of packaging waste recycled in 2013 (Chart 3).



In 2014 there was a decrease in the amount of glass packaging waste recycled and an increase in plastic packaging waste, paper & board packaging waste, metallic packaging waste and wood packaging waste recycled when compared to 2013 (Chart 4).



Source(s) of Data:

- Data on the quantities of packaging or packaging material put on the market in Malta were derived primarily from the register of producers of packaging or packaging material held by the Authority together with the official data reported to the Authority by the authorised Packaging Waste Recovery Schemes.
- Aggregate employment figures for registered producers of packaging or packaging material, categorised by NACE codes and employment size classes were obtained from the Business Register maintained by the National Statistics Office (NSO).
- Data on the amount of packaging waste recovered and recycled was obtained from various sources, mainly from the:
 - i. Database held by the Authority on Annex VII notifications pursuant to the Waste Shipments Regulation 1013/2006/EC relating to exports, to European Union Member States or outside of the Community;
 - ii. Official reports held by the Authority as submitted by the authorised Packaging Waste Recovery Schemes; and
 - iii. Official reports held by the Authority as reported by authorised waste management facilities as well as official data reported by waste brokers.