

**Operation of a Waste Electrical and  
Electronic Compliance Scheme in terms of  
S.L. 549.89**


**Waste Management (Electrical and  
Electronic Equipment) Regulations  
*(L.N.204 of 2014)***

**GreenPak Coop Society Ltd**

Annual Report  
for  
2016

ENVIRONMENT & RESOURCES AUTHORITY  
MALTA

**RECEIVED**  
26 AUG 2017  
Environmental Permitting Unit



# **Table of Contents**

Declaration

## **Part A of Annual Report for 2016**

Section A.1 - Statement of Compliance

Section A.2 - Quantities of electrical and electronic equipment (EEE) placed on the market (Kilograms)

Section A.3 – The quantities of WEEE collected (Kilograms)

Section A.4 – Calculation of the collection target

Section A.5 – The quantities of WEEE treated (Kilograms)

Section A.6 – The quantities of WEEE recovered, reused and recycled (Kilograms)

Section A.7 – List on Information and Awareness Campaigns

## **Part B of Annual Report for 2016**

Section B.1 – List of Producers participating in the Scheme during the reporting period

Section B.2 – Financing of WEEE

Section B.3 - Return and Collection Systems

Section B.4 - List of Authorised Waste Management Undertakings used during the reporting period for the carrying out of the waste management operations involved in the Scheme

Section B.5 - Proof of recovery and/or reuse and recycling


Section B.6 – Details on Information and Awareness Campaigns




## Declaration

GreenPak Society Ltd. hereby understands and agrees that the information provided under Part A of this report is of public nature and shall be made publicly available in accordance with Chapter 549 of the Laws of Malta - the Environment Protection Act.


Full Name: Denise Brincat

Signature: 

Date: 12/6/2017.



**Part A of Annual Report for 2016**






## Section A.1 - Statement of Compliance

GreenPak Coop Society Ltd hereby declares that all the information provided is correct and complete in terms of S.L. 549.89 – Waste Management (Electrical and Electronic Equipment) Regulations as published by Legal Notice 204 of 2014.

Full Name: Denise Buicat

Signature: 

Date: 12/6/2017

## Section A.2 - Quantities of electrical and electronic equipment (EEE) placed on the market (Kilograms)

GreenPak Coop Society Ltd hereby declares that the following information refers to the total amount of EEE placed on the market during 2016 in terms of S.L. 549.89 – Waste Management (Electrical and Electronic Equipment) Regulations as published by Legal Notice 204 of 2014.

Product category	Quantities of EEE placed on the market (in numbers)	Total weight of EEE placed on the market (Kilograms)
1. Large household appliances	NA	1,883,700
2. Small household appliances	NA	282,990
3. IT and telecommunications equipment	NA	556,810
4. Consumer equipment	NA	711,780
5. Lighting equipment	NA	147,560
5a. Gas discharge lamps	NA	0
6. Electrical and electronic tools*	NA	258,160
7. Toys, leisure and sports equipment	NA	35,300
8. Medical devices**	NA	43,840
9. Monitoring and control instruments	NA	31,780
10. Automatic dispensers	NA	37,960

\*with the exception of large-scale stationary industrial tools

\*\*with the exception of all implanted and infected products

The Scheme, pursuant to Regulation 24 of S.L. 549.89 – Waste Management (Electrical and Electronic Equipment) Regulations as published by Legal Notice 204 of 2014, is required to submit an Audit Report as specified in condition 12 of the Scheme Permit.

Date of Submission: 12/6/2017

Signature: 

## Section A.3 – The quantities of WEEE collected (Kilograms)

GreenPak Coop Society Ltd hereby declares that the following information refers to the total amount of WEEE collected during 2016 in terms of S.L. 549.89 – Waste Management (Electrical and Electronic Equipment) Regulations as published by Legal Notice 204 of 2014.


Product category	Collected WEEE from private households <sup>1</sup>		Collected WEEE other than WEEE from private households		Total WEEE collected	
	Quantities (in numbers)	Weight (Kgs)	Quantities (in numbers)	Weight (Kgs)	Quantities (in numbers)	Weight (Kgs)
1. Large household appliances	NA	229,058	NA	25,677	NA	254,735
2. Small household appliances	NA	85,794	NA	480	NA	86,274
3. IT and telecommunications equipment	NA	120,853	NA	41,907	NA	162,760
4. Consumer equipment	NA	47,990	NA	360	NA	48,350
5. Lighting equipment	NA	11,786	NA	2,040	NA	13,826
5a. Gas discharge lamps	NA	0	NA	0	NA	0
6. Electrical and electronic tools*	NA	0	NA	0	NA	0
7. Toys, leisure and sports equipment	NA	0	NA	0	NA	0
8. Medical devices**	NA	0	NA	950	NA	950
9. Monitoring and control instruments	NA	0	NA	0	NA	0
10. Automatic dispensers	NA	0	NA	0	NA	0

<sup>1</sup> Shall include the collection of WEEE from private households deposited at: (i) collection facilities operated either by Local Councils or by any other local agency, (ii) distributors, (iii) retailers, or (iv) any other facility set up for the collection of WEEE from private households.

\*with the exception of large-scale stationary industrial tools; \*\*with the exception of all implanted and infected products

The Scheme, pursuant to Regulation 24 of S.L. 549.89 – Waste Management (Electrical and Electronic Equipment) Regulations as published by Legal Notice 204 of 2014, is required to submit an Audit Report as specified in condition 12 of the Scheme Permit.

Date of Submission: 12/6/2017

Signature: 

## Section A.4 – Calculation of the collection target

[Please indicate the quantity, by weight & in numbers of EEE placed on the market in the 3 preceding years]

Total EEE (in kgs) placed on the market (POM) in

2013 (POM <sub>2013</sub> )	NA
2014 (POM <sub>2014</sub> )	NA
2015 (POM <sub>2015</sub> )	NA

Total average EEE placed on the market between 2013 & 2015 (POM<sub>AVG</sub>) (in kg):

3,989,890

Total Weight of WEEE collected

566,895
3,989,890

POM<sub>(AVG)</sub>

X 100 =

14.21 %

[For 2016 the minimum collection target is that of 42%]

## Section A.5 – The quantities of WEEE treated (Kilograms)

GreenPak Coop Society Ltd hereby declares that the following information refers to the total amount of WEEE treated during 2016 in terms of S.L. 549..89 – Waste Management (Electrical and Electronic Equipment) Regulations as published by Legal Notice 204 of 2014.

Product category	Treated WEEE in Malta		Treated WEEE in another EU Member State		Treated WEEE outside the European Community	
	Quantities (in numbers)	Weight (Kgs)	Quantities (in numbers)	Weight (Kgs)	Quantities (in numbers)	Weight (Kgs)
1. Large household appliances	NA	233,160	NA	0	NA	0
2. Small household appliances	NA	62,021	NA	0	NA	0
3. IT and telecommunications equipment	NA	152,760	NA	0	NA	0
4. Consumer equipment	NA	990	NA	0	NA	0
5. Lighting equipment	NA	10,446	NA	0	NA	0
5a. Gas discharge lamps	NA	0	NA	0	NA	0
6. Electrical and electronic tools*	NA	0	NA	0	NA	0
7. Toys, leisure and sports equipment	NA	0	NA	0	NA	0
8. Medical devices**	NA	950	NA	0	NA	0
9. Monitoring and control instruments	NA	0	NA	0	NA	0
10. Automatic dispensers	NA	0	NA	0	NA	0

\*with the exception of large-scale stationary industrial tools

\*\*with the exception of all implanted and infected products

The Scheme, pursuant to Regulation 24 of S.L. 549.89 – Waste Management (Electrical and Electronic Equipment) Regulations as published by Legal Notice 204 of 2014, is required to submit an Audit Report as specified in condition 12 of the Scheme Permit.

Date of Submission:

12/6/2017

Signature:



## Section A.6 – The quantities of WEEE recovered, reused and recycled (Kilograms)

GreenPak Coop Society Ltd hereby declares that the following information refers to the total amount of WEEE recovered, reused and recycled during 2016 in terms of S.L. 549.89 – Waste Management (Electrical and Electronic Equipment) Regulations as published by Legal Notice 204 of 2014.

Product category	WEEE Recovered		WEEE Reused and Recycled		WEEE prepared for reuse	
	Quantities (in numbers)	Weight (Kgs)	Quantities (in numbers)	Weight (Kgs)	Quantities (in numbers)	Weight (Kgs)
1. Large household appliances	NA	209,844	NA	209,844	NA	0
2. Small household appliances	NA	62,021	NA	62,021	NA	0
3. IT and telecommunications equipment	NA	152,760	NA	152,760	NA	0
4. Consumer equipment	NA	990	NA	990	NA	0
5. Lighting equipment	NA	10,446	NA	10,446	NA	0
5a. Gas discharge lamps	NA	0	NA	0	NA	0
6. Electrical and electronic tools*	NA	0	NA	0	NA	0
7. Toys, leisure and sports equipment	NA	0	NA	0	NA	0
8. Medical devices**	NA	950	NA	950	NA	0
9. Monitoring and control instruments	NA	0	NA	0	NA	0
10. Automatic dispensers	NA	0	NA	0	NA	0

\*with the exception of large-scale stationary industrial tools

\*\*with the exception of all implanted and infected products

The Scheme, pursuant to Regulation 24 of S.L. 549.89 – Waste Management (Electrical and Electronic Equipment) Regulations as published by Legal Notice 204 of 2014, is required to submit an Audit Report as specified in condition 12 of the Scheme Permit.

Date of Submission: 12/6/2017

Signature: 

**Section A.7 – List on Information and Awareness Campaigns**

1. GreenPak advisors visit commercial outlets

