

**Operation of a Waste Electrical and
Electronic Compliance Scheme in terms
of
S.L. 549.89
Waste Management (Electrical and
Electronic Equipment) Regulations
(L.N.204 of 2014)**

WEEE Recycle - GreenPak Society Ltd.

Annual Report

for

2017

ENVIRONMENT & RESOURCES AUTHORITY
MALTA

RECEIVED
04 OCT 2018

Compliance & Enforcement Directorate

Table of Contents

Table of Contents

Declaration

Part A of the Annual Report for 2017

Section A.1 – Statement of Compliance

Section A.2 – Quantities of electrical and electronic equipment (EEE) placed on the market by the producers who participate in the Scheme (kg)

Section A.3 – The quantities of WEEE collected (kg)

Section A.4 – Annual Collection Rate [%] achieved by the Scheme

Section A.5 – The quantities of WEEE treated (kg)

Section A.6 – The quantities of WEEE recovered, prepared for reuse and recycled (kg)

Section A.7 – List on Information and Awareness Campaigns

Part B of the Annual Report for 2017

Section B.1 – List of Producers participating in the Scheme during the reporting period

Section B.2 – Financing of WEEE

Section B.3 – Return and Collection Systems

Section B.4 – List of Authorised Waste Management Undertakings or Establishments used during the reporting period for the carrying out of the waste management operations involved in the Scheme


Section B.5 – Proof of recovery or recycling

Section B.6 – Details on Information and Awareness Campaigns

Declaration

WEEE Recycle - GreenPak Society Ltd. hereby understands and agrees that the information provided under Part A of this report is of public nature and shall be made publicly available in accordance with Chapter 549 of the Laws of Malta - the Environment Protection Act.

Full Name: Ing. Mario Schembri

Signature: 


Date: 14/06/2018

Part A of the Annual Report for 2017

Section A.1 – Statement of Compliance

WEEE Recycle - GreenPak Society Ltd. hereby declares that all the information provided is correct and complete in terms of S.L. 549.89 – Waste Management (Electrical and Electronic Equipment) Regulations as published by Legal Notice 204 of 2014.

Full Name: Ing. Mario Schembri

Signature: 

Date: 14/06/2018

Section A.2 – Quantities of electrical and electronic equipment (EEE) placed on the market by the producers who participate in the Scheme (kg)

WEEE Recycle - GreenPak Society Ltd. hereby declares that the following information refers to the total amount of EEE placed on the market during 2017 pursuant to S.L. 549.89 – Waste Management (Electrical and Electronic Equipment) Regulations as published by Legal Notice 204 of 2014.

Product category	Quantities of EEE placed on the market (in numbers)	Total weight of EEE placed on the market (kg)
1. Large household appliances	NA	1,930,510
2. Small household appliances	NA	315,720
3. IT and telecommunications equipment	NA	636,450
4. Consumer equipment	NA	588,040
5. Lighting equipment	NA	157,630
6. Electrical and electronic tools*	NA	289,850
7. Toys, leisure and sports equipment	NA	25,150
8. Medical devices**	NA	35,850
9. Monitoring and control instruments	NA	32,210
10. Automatic dispensers	NA	33,230

*with the exception of large-scale stationary industrial tools

**with the exception of all implanted and infected products

Date of Submission:

14/06/2018

Signature:



Section A.3 – The quantities of WEEE collected (kg)

WEEE Recycle - GreenPak Society Ltd. hereby declares that the following information refers to the total amount of WEEE collected during 2017 pursuant to S.L. 549.89 – Waste Management (Electrical and Electronic Equipment) Regulations as published by Legal Notice 204 of 2014.

Product category	Collected WEEE from private households ¹		Collected WEEE other than WEEE from private households		Total WEEE collected	
	Quantities (in numbers)	Weight (kg)	Quantities (in numbers)	Weight (kg)	Quantities (in numbers)	Weight (kg)
1. Large household appliances	NA	339,574	NA	11,030	NA	350,604
2. Small household appliances	NA	11,980	NA	0	NA	11,980
3. IT and telecommunications equipment	NA	97,951	NA	104,039	NA	201,990
4. Consumer equipment	NA	69,387	NA	7,750	NA	77,137
5. Lighting equipment	NA	680	NA	3,016	NA	3,696
6. Electrical and electronic tools*	NA	0	NA	0	NA	0
7. Toys, leisure and sports equipment	NA	0	NA	0	NA	0
8. Medical devices**	NA	0	NA	2,080	NA	2,080
9. Monitoring and control instruments	NA	0	NA	62,715	NA	62,715
10. Automatic dispensers	NA	0	NA	0	NA	0

¹Shall include the collection of WEEE from private households deposited at: (i) collection facilities operated either by Local Councils or by any other local agency, (ii) distributors, (iii) retailers, or (iv) any other facility set up for the collection of WEEE from private households.

*with the exception of large-scale stationary industrial tools;

**with the exception of all implanted and infected products


Date of Submission:

14/06/2018

Signature:

[Redacted Signature]

U



Section A.4 – Annual Collection Rate [%] achieved by the Scheme

[This Section is to be provided **ONLY** in the Annual Report to be submitted in accordance with the conditions referred to Part 11 of the Permit]

Total EEE (in kg) placed on the market (POM) in the three preceding years by the producers who participate in the Scheme:

Year A-3 (POM _{A-3}):	Not available
Year A-2 (POM _{A-2}):	Not available
Year A-1 (POM _{A-1}):	Not available

Average weight of EEE placed on the market in the three preceding years (POM_{AVG}) (in kg): 4,044,640

710,202	—————	Multiplied by 100 = 18%	Indicate the collection rate in % achieved by the Scheme in Year A
4,044,640			

N.B. Year A refers to the reporting year

Date of Submission: 14/06/2018

Signature: [REDACTED]



Section A.5 – The quantities of WEEE treated (kg)

WEEE Recycle - GreenPak Society Ltd. hereby declares that the following information refers to the total amount of WEEE treated during 2017 pursuant to S.L. 549.89 – Waste Management (Electrical and Electronic Equipment) Regulations as published by Legal Notice 204 of 2014.

Product category	Treated WEEE in Malta		Treated WEEE in another EU Member State		Treated WEEE outside the Union	
	Quantities (in numbers)	Weight (kg)	Quantities (in numbers)	Weight (kg)	Quantities (in numbers)	Weight (kg)
1. Large household appliances	NA	315,363	NA	0	NA	0
2. Small household appliances	NA	10,900	NA	0	NA	0
3. IT and telecommunications equipment	NA	165,920	NA	0	NA	0
4. Consumer equipment	NA	72,857	NA	0	NA	0
5. Lighting equipment	NA	0	NA	0	NA	0
6. Electrical and electronic tools*	NA	0	NA	0	NA	0
7. Toys, leisure and sports equipment	NA	0	NA	0	NA	0
8. Medical devices**	NA	2,080	NA	0	NA	0
9. Monitoring and control instruments	NA	37,390	NA	0	NA	0
10. Automatic dispensers	NA	0	NA	0	NA	0

*with the exception of large-scale stationary industrial tools

**with the exception of all implanted and infected products

Date of Submission: _____

14/06/2018

Signature: _____



U

Section A.6 – The quantities of WEEE recovered, prepared for reuse and recycled (kg)


WEEE Recycle - GreenPak Society Ltd. hereby declares that the following information refers to the total amount of WEEE recovered, reused and recycled during 2017 pursuant to S.L. 549.89 – Waste Management (Electrical and Electronic Equipment) Regulations as published by Legal Notice 204 of 2014.

Product category	WEEE Recovered		WEEE Prepared for Reuse and Recycled	
	Quantities (in numbers)	Weight (kg)	Quantities (in numbers)	Weight (kg)
1. Large household appliances	NA	299,595	NA	299,595
2. Small household appliances	NA	10,900	NA	10,900
3. IT and telecommunications equipment	NA	165,920	NA	165,920
4. Consumer equipment	NA	72,857	NA	72,857
5. Lighting equipment	NA	0	NA	0
6. Electrical and electronic tools*	NA	0	NA	0
7. Toys, leisure and sports equipment	NA	0	NA	0
8. Medical devices**	NA	2,080	NA	2,080
9. Monitoring and control instruments	NA	37,390	NA	37,390
10. Automatic dispensers	NA	0	NA	0

*with the exception of large-scale stationary industrial tools

**with the exception of all implanted and infected products

Date of Submission: 14/06/2018

Signature: 

Section A.7 – List on Information and Awareness
Campaigns

1. GreenPak advisors visit commercial outlets

Part B of the *Annual Report for 2017*