

Environmental Permit

Environment Protection Act (CAP. 549)

Permit number

EP 0104/19

Approved Documents:

EP 0104/19/DOC1

The Environment and Resources Authority (hereinafter the Authority; the Competent Authority or ERA) in exercise of its powers under the Environment Protection Act (CAP. 549) and applicable subsidiary legislation referred to in this permit, hereby authorises:

Mr Mario Mizzi obo Joston Company Limited (hereinafter “the Permit Holder”),
Company number: **C6648**

Of / Whose Registered Office is at:

Joston Company Limited
Rita House
Clarence Street
Pieta`

to operate a service station as per conditions and limitations stipulated in this permit at:

Yellow Service Station
Great Siege Road
Floriana

The permit is valid for (4) **four years** from the date of granting below. An application for renewal of this permit is to be submitted at least six (6) months prior to the expiry of this permit.

Signed	Date
Prof Victor Axiak Chairman	01 / 07 / 2021

Authorised to sign on behalf of the Competent Authority

This page has deliberately been left blank

Conditions

1 General

The Permitted Installation shall, subject to the conditions of this Permit, be managed, controlled and operated as described in the EP Application, or as otherwise previously agreed in writing by the Authority.

1.1 Status Log

Detail	Date
<i>EP application</i>	28th July 2017
<i>Permit determined by ERA Board</i>	18th December 2020
<i>Updated application determined by ERA Board</i>	23rd April 2021

1.2 Permitted Activities under the EPA

1.2.1 The Permit Holder is authorised to carry out the activities and the associated activities specified in Table 1.2.1.

Table 1.2.1		
Activity	Description of specified activity	Limits of specified activity
Delivery, storage and retail of motor fuels	Delivery, storage and dispensing of unleaded petrol and diesel.	From receipt of fuel to storage and dispensing of motor fuel to clients.
Storage and retail of vehicle related products.	Storage and retail of vehicle parts and car accessories.	From receipt of raw materials to storage and distribution of finished product.
Washing of vehicles	Hand washing of vehicles in dedicated area indicated in approved doc EP 104/19/DOC1	From receipt of water and addition of soap to discharge of wash water through permitted equipment.
Associated activity of storage, treatment and disposal/recycling of waste materials generated on site.	Handling, storage and disposal / recovery of wastes from installation	From generation of waste to disposal or recycling (including recovery) offsite at permitted facilities.

1.3 Site

1.3.1 The activities authorised under condition 1.2.1 shall not extend beyond the Site boundary, as per Site Map in Schedule 4 to this Permit with, the authorised layout plans as defined in **approved documents EP 0104/19/DOC1**.

1.4 General Conditions

- 1.4.1 The conditions and obligations of this permit are without prejudice to any other regulation, code of practice, conditions or requirements requested by other Authorities or entities, including but not limited to, the Planning Authority, the Occupational Health and Safety Authority, Transport Malta, and the Regulator for Energy and Water Services (REWS).
- 1.4.2 This permit is granted saving third party rights. The Permit Holder is not excused from obtaining any other permission required by law. The obligations and conditions deriving from this permit are without prejudice to any other regulations, codes of practice, conditions/requirements imposed by other Authorities, including the need to obtain any development permit.
- 1.4.3 A copy of this Permit including any Variation Notice and amendments to it shall be available at the place of work, at all times, for reference by all staff carrying out work subject to the requirements of the Permit.
- 1.4.4 All persons have a duty of care to protect the environment. The Permit Holder shall become familiar with his legal obligations and good environmental practice.
- 1.4.5 The site shall be maintained in a tidy condition, free from litter and waste (whether arising from own activities or external sources).
- 1.4.6 The Site must be well secured at all times.
- 1.4.7 The Permit Holder shall maintain a register of third party complaints. The register shall record the details of complainant(s) if available, the date, source and nature of the complaint and the corrective action undertaken, where such action proves necessary.
- 1.4.8 All plant, equipment and technical means used in operating the Permitted Installation shall be maintained in good operating condition and without causing polluting emissions, leaks and spillages. The permit holder shall keep maintenance records as per Conditions 3.1 & 3.2.
- 1.4.9 The Permitted Installation shall be managed, controlled, supervised and operated by staff that are aware of the importance of environmental protection and suitably trained on the requirements of this Permit. All staff shall be provided with adequate training and written operating instructions to enable them to effectively carry out their duties. Such training shall be recorded and maintained in line with Condition 3.3.
- 1.4.10 Upon the joint application of a Permit Holder and a proposed transferee, the Authority may request to transfer an environmental permit. The permit shall not be transferred from the Permit Holder without prior approval from the Authority. Upon the Authority's decision to transfer the permit to the transferee, all rights, obligations, liabilities shall subsist onto the transferee.
- 1.4.11 The Authority may carry out regular pre-set or unannounced compliance or monitoring checks that vary in frequency according to the site's compliance with the permit conditions and safeguarding of natural assets. Any checks or audits carried out by the Authority may be made at the Permit Holder's financial expense at rate and arrangement communicated by ERA.
- 1.4.12 Without prejudice to condition 1.4.11, the authority may take any action deemed necessary including but not limited to the suspension of any activity/operation until investigations are concluded.
- 1.4.13 The Authority's representatives may inspect and photograph any part of the site and ask for any closed or locked areas to be opened and may demand to be provided with any proof, documentation, plans, receipts or any other records.
- 1.4.14 The Authority may add, amend, delete or substitute any of the conditions of this permit after notifying the Permit Holder of its intention and after describing the changes to the Permit Holder. This is

without prejudice to any prevailing circumstances that would preclude the Authority from following such a procedure.

- 1.4.15 The permit is valid for a period of 4 years from the date of the granting. The Permit Holder is able to renew the permit upon application with the Authority expressing his/her intention at least six (6) months prior to the expiry of the permit. The permit will be considered renewed once the official renewed permit is issued by the Authority.
- 1.4.16 The permit is issued against a Bank Guarantee of €9,100 which shall be renewed annually. This guarantee will have to be maintained throughout the validity of the permit. Following renewal and/or variations to this permit, the Authority may require amendments to the Bank Guarantee.
- 1.4.17 The Authority may take part or all of the bank guarantee if the Permit Holder fails to take necessary action or fails to fulfil his legal obligations under the Act or its subsidiary legislation thereof, in cases of non-compliance with these permit conditions, or in cases where environmental integrity is threatened. This bank guarantee is without prejudice to any environmental liabilities incurred by the permit holder through failure to adhere to permit conditions or any other works/ activity carried out on site. Should the Authority forfeit the Bank Guarantee either in part or in full, the Permit Holder shall ensure that this is replenished without undue delay, in any case not exceeding 2 months from the date of forfeiture.
- 1.4.18 In cases where the bank guarantee does not cover the expenses incurred by the Authority to take remedial action on the Permit Holder's behalf, the Permit Holder is to financially reimburse the Authority of all the expenses incurred within.
- 1.4.19 The Authority may suspend or revoke this environmental permit in line with the provisions of CAP549.
- 1.4.20 The Authority may request additional monitoring and/or review of the operational practices and commission any audits/reports as deemed necessary to address any circumstances that may affect the quality of the surrounding environment, at the expense of the permit holder.
- 1.4.21 The Permit Holder shall undertake all necessary measures and precautions to prevent spillage of raw materials, intermediates, products, waste and any other materials.

1.5 Operational Changes

- 1.5.1 The Permit Holder may apply for a variation in permit and shall seek the Authority's written agreement prior to any operational changes, by sending to the Authority:
 - a. Written notice of the details of the proposed change, including an assessment of its possible effects (including changes in emissions and waste production) on risks to the environment from the Permitted installation
 - b. Any relevant supporting information (e.g. chemical/fuel consumption, technical details, changes in the type/use of substances/mixtures, etc.);
 - c. Any relevant supporting assessments and drawings, and;
 - d. The proposed implementation date.
- 1.5.2 Any such change, shall only be implemented following the issue of a variation of the permit by the Authority.
- 1.5.3 The Permit Holder shall notify the following matters to the Authority in writing at least 10 working days prior to their occurrence:
 - a. Any change in the Permit Holder's trading name, registered name or registered office address;

- b. Any change to particulars of the Permit Holder's corporate identity.

1.6 Improvement Programme

- 1.6.1 The Permit Holder shall complete the improvements specified in Table 1.6.1 by the date specified in that table, and shall send written notification of the date of completion of each requirement to the Authority on ced.facilities@era.org.mt within 10 working days (of the completion of such requirement).

Reference	Requirement	Deadline
1.	(a) Submission of a method statement showing how the monitoring requirements for effluent discharges to land permitted in Section 2.3 will be sampled and tested.; and (b) Submission of notification of commencement of monitoring	(a) Within (1) one month of the date of granting of the permit and (b) Within (4) four months of the date of granting of the permit.
2.	Installation of a sign or sticker in the vicinity of each petrol dispenser equipped with a Stage II petrol vapour recovery system informing consumers of this, as per condition 2.1.23.	Within (1) one month of the granting of the permit

2 Operating Conditions

2.1 Emissions to Air

- 2.1.1 All processes which generate significant levels of airborne contaminants (such as dusts, toxic gases, odorous chemicals) shall have effective local collection and shall discharge (after treatment where necessary) through a stack or vent located and/or designed in such a way as to minimise impact on human health and the environment.
- 2.1.2 Emissions to air shall only arise from the emission points specified in Table 2.1.1, as per description in the submitted EP Application.

Emission point references ¹	Source
PS1a	Vent emitting from unleaded tanks F1 & F2
PS1	
PS2	Vent emitting from diesel tank F3
PS3	Vent emitting from bulk delivery oil/water separator
PS4	Vent emitting from fuel dispensing forecourt oil/water separator

¹ According to Section 7 of the Environmental Permit application dated 30th October 2020.

- 2.1.3 Should the Permit Holder intend to install equipment which could lead to additional emissions to air (e.g. generator, etc.), a variation of this Permit must be secured prior to installation and operation of this equipment.
- 2.1.4 The exhaust from general building ventilation (e.g. extractors or fans in walls or roofs) shall be vented in such a way as to avoid adverse environmental effects.
- 2.1.5 All abatement equipment and ducting shall be cleaned and maintained on a regular basis, and record of such cleaning/maintenance should be kept in accordance with Condition 3.1 of this Permit.
- 2.1.6 Minor exhausts, such as wall grills, should normally discharge above head height and be directed upwards.
- 2.1.7 In the event of malfunction or breakdown leading to abnormal emissions, the Permit Holder must:
- a. Investigate immediately and undertake corrective action, and
 - b. Adjust the process or activity to minimise those emissions, and
 - c. Record the events and actions taken.
 - d. In the event of non-compliance causing immediate danger to the environment, operation of the activity must be suspended and the Competent Authority informed within 24 hours.
- 2.1.8 Further to condition 2.1.7, the Permit Holder shall provide ERA with details of the specific cause of the malfunction and the remedial steps taken or to be taken to address the malfunction.
- 2.1.9 The Permit Holder shall prevent or where that is not practicable, reduce fugitive emissions of substances to air from the Permitted Installation.
- 2.1.10 Following notification to the Permit Holder by the Authority, only mobile containers registered with the Authority in accordance with Regulation 4 of the Subsidiary Legislation (S.L.) 549.52 - Control of Volatile Organic Compound-VOC Emissions (Storage and Distribution of Petrol from Terminals to Service Stations) Regulations shall be allowed to deliver petrol to this site.
- 2.1.11 During delivery of petrol by any mobile container registered with the Authority in accordance with Regulation 4 of the Subsidiary Legislation 549.52 - Control of Volatile Organic Compound-VOC Emissions (Storage and Distribution of Petrol from Terminals to Service Stations) Regulations, vapours displaced by the delivery of petrol into the underground storage tanks shall be returned through a vapour-tight connection line to the road tanker delivering the petrol. Loading operations may not take place unless the arrangements are in place and properly functioning.
- 2.1.12 The vapour containment integrity of the Stage Ib and Stage II vapour recovery system is to be tested at least once every three (3) years. Such testing is to be done by a third party warranted engineer and the results of the testing are to be submitted as part of the AER.
- 2.1.13 Any pressure vacuum relief valves or other similar devices shall be checked for correct functioning, including checking for extraneous matter, correct seating and the presence of corrosion at least once every year. Certification for correct functioning of the pressure vacuum relief valves shall be submitted yearly as part of the Annual Environment Report (AER).
- 2.1.14 The Permit Holder shall provide the data requested in Schedule 1 in relation to volumes of fuel and calculation of petrol vapour losses as prescribed in tables S 1.4 and S 1.5 as part of the AER.
- 2.1.15 The service station shall be equipped with a Stage II Petrol Vapour Recovery system for recovery of VOC emissions from petrol during refuelling of motor vehicles in accordance with Subsidiary Legislation 549.52.

- 2.1.16 The efficiency of the Stage II petrol vapour recovery system shall not be less than 85% as certified by the manufacturer in accordance with “MSA EN 16321-1:2013 - 'Petrol vapour recovery during refuelling of motor vehicles at service stations – Part 1: Test methods for the type approval efficiency assessment of petrol vapour systems stations” or an equivalent standard.
- 2.1.17 The vapour/petrol ratio of recovered petrol vapour being transferred to a storage tank at the service station by the Stage II petrol vapour recovery system shall be equal to or greater than (\geq) 0.95 but less than or equal to (\leq) 1.05.
- 2.1.18 The petrol vapour capture efficiency of the Stage II petrol vapour recovery system is to be tested at least once every three (3) years. The petrol vapour capture efficiency shall be tested in accordance with “EN 16321-2:2013 - Petrol vapour recovery during refuelling of motor vehicles at service stations - Part 2: Test methods for verification of vapour recovery systems at service stations”.
- 2.1.19 The automated monitoring system installed for the Stage II Petrol Vapour Recovery System shall:
- Automatically detect faults in the proper functioning of the Stage II petrol vapour recovery system and in the automatic monitoring system itself; and
 - Indicate faults to the service station Permit Holder and automatically stop the flow of petrol from the faulty dispenser if the fault is not rectified within 7 days.
- 2.1.20 The testing of the petrol vapour capture efficiency as specified in condition 2.1.18 is to be carried out by a person listed as ‘competent person in petroleum-filling stations’ by the Regulator for Energy and Water Services or as otherwise advised by the Authority. Following testing, the competent person is to compile a report as per Schedule 2 and submit as part of the AER.
- 2.1.21 Where the results of testing under Condition 2.1.18 indicate that the Stage II petrol vapour recovery system is not in compliance with Condition 2.1.17, the Permit Holder shall:
- Immediately notify the Authority by phone and in writing;
 - Identify the cause;
 - Take corrective action within a timeframe agreed upon with the Authority;
 - Re-test to demonstrate compliance and submit a report to the Authority in this regard within a timeframe agreed upon with the Authority.
- 2.1.22 The Permit Holder shall ensure that petrol is only loaded in Underground Storage Tank compartments which are connected to the Stage Ib and Stage II vapour recovery systems. The compartments which are allowed to store Petrol are listed in table 2.1.2 and the location of the same compartments is shown in approved document **EP 0104/19/DOC1**.

Table 2.1.2 : Type of Fuel allowed in the Compartments of the Underground Storage Tanks on site		
Compartment references ²	Source	Compartment Capacity
F1	Unleaded	18,000 Litres
F2	Unleaded	36,000 Litres
F3	Diesel	36,000 Litres

- 2.1.23 Further to the submission as per Table 1.6.1, the Permit Holder shall ensure that a sign, sticker or other notification is displayed on or in the vicinity of each petrol dispenser equipped with a Stage II petrol

² According to Section 4.1 of the Environmental Permit application dated 30th October 2020.

vapour recovery system informing consumers of this and demonstrating the proper use of this equipment.

2.2 Effluent discharges

- 2.2.1 The operations of the installation shall not hinder the achievement of good status for surface and groundwater as required under Subsidiary Legislation 549.100 Water Policy Framework Regulations.
- 2.2.2 The Permit Holder shall not allow the introduction into groundwater of any substance included in Subsidiary Legislation 549.53, Protection of Groundwater against pollution and deterioration.
- 2.2.3 No discharges to surface waters and/or groundwater shall take place at the installation.
- 2.2.4 Any potentially contaminated run-off from service station forecourt area, including the offset fill point area, shall be adequately contained and routed through a light liquid separator system for petroleum, such that no fuel can escape from the forecourt. The fuel separator system installed shall be of the type 'Forecourt' Separator Class 1 in accordance to "MSA EN 858 - Separator systems for light liquids (e.g. oil and petrol). Principles of product design, performance and testing, marking and quality control."
- 2.2.5 Oil/water interceptors shall be inspected and certified by an independent warranted engineer at least once every year, and shall amongst other things inspect the interceptor for efficiency of operation. The provision of this certification to the Authority shall take place as part of the AER.
- 2.2.6 Oil/water interceptors and related gutters shall be monitored and maintained to ensure efficient operations. A log of waste removal from the interceptor shall be maintained on site and be available for inspection by the Authority.
- 2.2.7 Utilisation of chemicals, other than for the general housekeeping and those listed in the Environmental Permit application of the site, shall not be allowed on premises. If the utilisation of any other chemicals is required, the Permit Holder shall seek the Authority's approval prior to any such use.
- 2.2.8 Rainwater shall be segregated from all process areas that are potentially contaminated with chemicals and/or oils. If this is not possible, rainwater from areas where contamination by oil or chemicals is likely (such as loading/unloading and bunded areas) shall pass through an adequately sized interceptor.
- 2.2.9 Foul sewer drains must be strictly segregated from storm water drains.
- 2.2.10 A canopy shall be fully deployed at all times during washing of vehicles in order to prevent clean rainwater from being mixed with potentially contaminated car wash effluent.

2.3 Emissions to Land

- 2.3.1 Discharges to land shall only take place through the discharge points specified in Table 2.3.1 and only from the source of the discharge point.

Table 2.3.1 : Discharge points to the environment		
Emission Point Reference³	Source	UTM coordinates (Easting, Northing)
E3	Vehicle dispensing forecourt gutter	35° 53' 37.32" N 14° 30' 27.21" E
E4	Bulk fuel off-set fill delivery point forecourt gutter	35° 53' 37.21" N 14° 30' 26.98" E

³ According to Section 6 of the application

- 2.3.2 Further to Improvement Program Item No. 1 in Table 1.6.1, the results of periodic monitoring of the emissions to land shall be reported as part of the AER as specified in Condition 4.2.
- 2.3.3 The Operator shall carry out effluent analysis on a bi-annual basis (with a 6 month monitoring frequency), for the discharge point referred to in condition 2.3.1 and table 2.3.3 in accordance with a monitoring proposal approved by the Authority.

Table 2.3.3 : Emission limits to land and monitoring

Emission point reference	Description	Parameter	Limit
E3	Bulk delivery oil/water separator	Heavy Hydrocarbons (C10-C40) & Total Petroleum Hydrocarbons (C12-C40)	5 mg/L
E4	Fuel dispensing forecourt oil/water separator		

- 2.3.4 The effluent discharge-monitoring result shall include the following information:
- Frequency of sampling and identification of sampling points whereby each sample includes at least 2 replicates;
 - Methodology, limits of quantification and detection limits for each parameter to adequately assess compliance to the Emission limits values specified in Table 2.3.3 below; where a method with a detection limit appropriate for the emission limit value specified in Table 2.3.3 is not available, the Authority may allow a method with a higher detection limit to be used instead.
 - Availability of accreditation to MSA EN ISO/IEC-17025:2005 standard or other equivalent standards accepted at international level for each specified parameter in Table 2.3.3. The operator shall include a copy of the laboratory's accreditation certification.

2.4 Waste

- 2.4.1 All operations concerning the management of waste are subject to Subsidiary Legislation 549.63, Waste Regulations and Subsidiary Legislation 549.45, Waste Management Activity (Registration) Regulations.
- 2.4.2 Waste produced at the Permitted Installation shall be recycled, reused or recovered unless technically and/or economically impossible.
- 2.4.3 All wastes shall be stored within a designated and controlled storage area(s) prior to ultimate disposal.
- 2.4.4 Wastes to be recycled shall be stored in a designated container or area and shall not be mixed with other wastes.
- 2.4.5 Liquid and/or hazardous wastes shall be stored in labelled, closed containers within the designated and controlled storage areas prior to ultimate disposal. Wastes of different natures and having different European Waste catalogue codes as established by Commission Decision 2000/532/EC and any subsequent amendments shall not be mixed in the same container.
- 2.4.6 All wastes leaving the site must only be sent to facilities permitted to accept the individual waste stream, either locally or abroad.
- 2.4.7 Packaging material which came into contact with hazardous substances shall be regarded as hazardous waste and shall be stored and disposed of in an appropriate manner.

- 2.4.8 No storage of waste destined for disposal is permitted for a period exceeding 12 months, and storage of waste destined for recovery is not permitted for a period exceeding 3 years.
- 2.4.9 No storage of waste, equipment or materials is permitted on property outside the site premises.
- 2.4.10 On-site disposal of wastes by any means including burning, disposal to drain or surface water, burying or deposition on land is prohibited.
- 2.4.11 The Permit Holder is to prevent litter or other wastes escaping from the site boundaries, particularly during loading/unloading. Any such escape of waste shall be collected immediately upon detection.
- 2.4.12 The Permit Holder shall make use of the services of a registered waste carrier for the transport of waste from the site in accordance activity 38 of schedule 1 of Subsidiary Legislation 549.45, the Waste Management (Activity Registration) Regulations. Where the company removes wastes using its own transport the vehicle(s) must also be registered as a waste carrier in accordance with S.L. 549.45 or any statutory provisions or regulations amending or replacing them.
- 2.4.13 Should the Permit Holder require the services of a waste broker, it shall be ensured that any such broker is a duly registered waste broker in accordance with S.L. 549.45.
- 2.4.14 Movement of hazardous waste to authorised facilities shall be covered by a valid consignment permit obtainable from the Competent Authority. Each movement shall also be covered by a consignment note obtainable from the Authority.
- 2.4.15 The Permit Holder shall ensure to keep records for every consignment of hazardous wastes, or other wastes, as deemed necessary by the Authority, removed from the Site indicating the EWC Code, description, quantities, date of removal, contractor name (including for transport), consignment note number (where applicable) and manner and place of final disposal/recovery.
- 2.4.16 Disposal and/or recovery certificates shall be kept on site and made available for inspection for a period of at least 3 years from date of their issue.
- 2.4.17 Prior to initiating any waste export procedure, the Permit Holder shall check with the Competent Authority in the country of export, to ensure that the correct export code/s according to the relevant Annexes of Regulation No 1013/2006 on shipments of waste are being applied.
- 2.4.18 Without prejudice to condition 2.4.17, transboundary movement of waste shall be carried out in accordance with the following regulations, as amended from time to time:
- a. Regulation (EC) N° 1013/2006 of the European Parliament and of the Council of 14 June 2006 on shipments of waste as implemented through SL 549.65;
 - b. Commission Regulation (EC) N° 1418/2007 of 29 November 2007 concerning the export for recovery of certain waste listed in Annex III or IIIA to Regulation (EC) N° 1013/2006 of the European Parliament and of the Council to certain countries to which the OECD Decision on the control of transboundary movements of waste does not apply; and
 - c. Any other applicable legislation.

2.5 Storage

- 2.5.1 All underground fuel storage tanks are to be double-skin tanks built according to “MSA EN 12285 – Workshop fabricated steel tanks Part 1: Horizontal cylindrical single and double skin tanks for the underground storage of flammable and non-flammable water polluting liquids.”
- 2.5.2 The underground fuel storage tanks are to be installed as described in condition 2.5.1 and in the Guidance for the Design, Construction, Modification and Maintenance of Petrol Filling Stations. This

Double Skin Tank is to be complimented with an interstitial leak detection system providing continuous monitoring of the tank's liquid level. Any leak detection system used is to be according to "MSA EN 13160 -Leak Detection Systems".

- 2.5.3 All fuel dispensers shall be in accordance to "MSA EN 13617-1 -Petrol filling stations. Safety requirements for construction and performance of metering pumps, dispensers and remote pumping units".
- 2.5.4 All tanks shall have an automatic tank gauging system for inventory management (wet stock management).
- 2.5.5 All distribution pipework shall be manufactured from thermoplastic multi-layer conductive petrol pipe with permeation barrier in accordance with "MSA EN 14125: 2004 -Thermoplastic and flexible metal pipework for underground installation at petrol filling stations".
- 2.5.6 All the service station forecourt area, including refuelling and dispensing areas, shall be impermeable to petroleum intrusion.
- 2.5.7 Drums and containers of solvents, oils or any other chemicals shall be stored in designated and secure storage areas. Storage areas shall be bunded or otherwise designed so that surface and ground waters cannot be contaminated by spillages.
- 2.5.8 The Permit Holder shall ensure that all offset fill points are fitted with locks, taps or valves that are permanently fixed. These must be kept locked shut when not in use.
- 2.5.9 If the Permit Holder makes use of a flexible pipe to deliver the fuel, the Permit Holder shall ensure that the following conditions are observed:
- a. The delivery end of the pipe is fitted with a pump or valve that closes automatically when not in use.
 - b. The valve or pump must be lockable and must be kept so when not in use.
 - c. The end of the pipe that leaves the tanker must be fitted with a lockable valve that must be shut when it is not in use.
- 2.5.10 Fuel delivery by road tanker shall be supervised at all times by personnel who are fully conversant with fuel filling procedures as relevant to their duties. No transferring of fuel shall occur outside the forecourt area.
- 2.5.11 Road tanker fuel storage compartments shall not be washed out or serviced on site.
- 2.5.12 Spillages of fuels, chemicals or other hazardous material shall receive immediate attention to prevent escape to drain, surface water or land. Spilled material shall be disposed of in an appropriate manner. Kits for the collection of liquid and powder spills shall be available on site at strategic locations.

2.6 Ozone Depleting Substances

- 2.6.1 No new equipment or components containing substances falling within the scope of EC Regulation No. 1005/2009 on substances that deplete the Ozone Layer & Subsidiary Legislation 549.58 Substances that deplete the Ozone Layer, regulations, shall be installed within the site.

2.7 Accident prevention and control

- 2.7.1 An Emergency Response Plan shall be followed and maintained containing details of the location, nature and quantity of chemicals, oils and fuels stored, any special hazards, a drawing showing location of drains and the emergency phone numbers of the Permit Holder and relevant authorities. It shall also

include actions to be taken in the case of incidents which could affect the environment, such as fires and chemical/fuel spills. The emergency plan shall indicate that accidental releases of chemicals and fires caused by chemicals are to be managed as specified in the respective SDS sheets.

- 2.7.2 In the case of an accident (e.g. chemical spills, etc.), the Permit Holder shall follow the Emergency Response Plan referred to in Condition 2.7.1. and shall notify the Authority within 24 hours.
- 2.7.3 Spillages of chemicals or other hazardous material shall receive immediate attention to prevent escape to drain, surface water or land. Spilled material shall be disposed of in an appropriate manner. Kits for the collection of liquid spills shall be available on site at strategic locations.
- 2.7.4 Small leaks or spills shall be cleared up immediately by the application of absorbent materials. All sand and other material shall be disposed of using the appropriate waste management procedures at facilities permitted for that type of waste.

2.8 Closure and Decommissioning

- 2.8.1 The Permit Holder shall notify the Authority prior to ceasing operations permanently in part or full, whereby an application for cessation of operations shall be made to the Authority and shall include a decommissioning plan.
- 2.8.2 In the event of cessation of operations on the site, the Permit Holder shall remain responsible for all wastes and hazardous materials on site, which shall be removed from the site in accordance to good environmental practice and in such a manner that minimises environmental risks.
- 2.8.3 The Decommissioning Plan shall be implemented once approved by the Authority and within 12 months of final cessation of operations or as agreed with the Authority in writing.
- 2.8.4 The obligations arising from this permit shall subsist until the Authority confirms in writing that the decommissioning plan has been implemented to its satisfaction.
- 2.8.5 When deemed necessary, the Authority may require the Permit Holder to take such additional measures as it considers necessary with respect to after care obligations in relation, but not limited to the remedial action, rehabilitation, and monitoring of the waste management or waste production site.
- 2.8.6 The Authority is to be notified, through the submission of a decommissioning plan, when there is intent to remove any underground equipment from site. This shall include but not limited to any underground tanks and pipework.

2.9 Technically Competent Person

- 2.9.1 One member of the staff shall be nominated as the Technically Competent Person (TCP) of the site, whereby this person is to physically represent the Permit Holder during the times when the Permit Holder will not be available.
- 2.9.2 The TCP is responsible for the implementation of all the obligations stipulated in this permit, must supervise the rest of the staff on site and shall be the Permit Holder's technical focal point for the implementation of the conditions of this permit.
- 2.9.3 Attendance of the technically competent person(s) (TCP) at the Site shall be recorded in the Site diary on arrival and departure.
- 2.9.4 The TCP is to be present on site within one hour following a request by the Authority. The TCP/s or his/their delegate shall be present on site during the loading/unloading of fuel from road tankers. Contact details of such delegates shall be made available to the Authority upon request. In the event that a TCP and/or appointed delegate terminates her/his employment, another person shall be appointed immediately and the Authority shall be informed of this change.

- 2.9.5 In the event of any short or long periods of leave of absence taken by the TCP for a period exceeding 10 days, the Permit Holder is obliged to find a replacement for that member of staff without delay.
- 2.9.6 Any changes in technically competent management (person/s) and the name of any incoming person together with evidence that such person has the required technical competence shall be submitted to the Authority in writing within 5 working days of the change in management
- 2.9.7 In the event where operations cease temporarily (2 weeks or more), the TCP or Permit Holder are obliged to notify the Authority within two (2) days and are also to inform the Authority with regards to when the operations are intended to resume.

3 Records

- 3.1 The Permit Holder shall ensure that all records required to be made by this Permit and any other records made by it in relation to the operation of the Permitted Installation shall:
 - a. be made available for inspection by the Authority at any reasonable time;
 - b. be supplied to the Authority on demand and without charge and in the format requested;
 - c. be legible;
 - d. be made as soon as reasonably practicable;
 - e. indicate any amendments which have been made and shall include the original record wherever possible; and
 - f. be retained at the Permitted Installation, or other location agreed by the Authority in writing, for a minimum period of 3 years from the date when the records were made, unless otherwise agreed in writing.
- 3.2 Records shall be kept secure and shall be available for inspection at the Site when required by an authorised officer of the Authority. This shall include a daily record of the following events:
 - a. Any incidents that took place on site such as mechanical faults in the machinery or equipment used on site, any spills, fires etc. and the remedial action.
 - b. Any maintenance and inspections carried out on machinery and equipment
 - c. Any increases in the water level inside the underground storage tanks. This record shall be submitted as part of the AER.
 - d. Any defects or damage to the Site Security System
 - e. Any other incidents that the Permit Holder deems important to have records.

Each record shall be compiled within 24 hours of the relevant event.

- 3.3 The Permit Holder may wish to establish an Environmental Management System (EMS) to facilitate compliance with permit conditions and to assist in formalising procedures required by this permit. An EMS can take the form of a standardised system (e.g. EN ISO 14001:1996 or EMAS) or a non-standardised (“customised”) system, provided that is properly designed and implemented. Guidance for a non-standardised (“customised”) system is included in schedule 6 of this permit.

4 Reporting

- 4.1 The Authority shall be informed within 24 hours in the event of an environmental hazard or major incidents.
- 4.2 The Permit Holder shall submit to the Authority an Annual Environmental Report (AER) of the previous year by not later than end of March of each year, providing the information listed in Schedule 1 of this Permit and in the format specified therein.
- 4.3 As part of the AER, the Permit Holder shall also submit a copy of the inspection and audit report submitted to the Regulator for Energy and Water Services for the reporting year, signed by a warranted engineer and the Permit Holder.

Schedule 1

Annual Environmental Report

Important note

By this submission, you confirm that you give your explicit consent for the entire contents of this Annual Environment Report to be made available on the Authority's public website.

S1.1 Introduction

Environmental Permit Number	
Reporting Year (Calendar Year: 1 January to 31 December)	
Name and locality of Site	
Brief description of activities at the site	

S1.2 Off-site transfers and exports of hazardous waste

Date of transfer	EWC Code ⁴	Quantity of waste (in kg)	TFS/CP number	Ultimate destination

⁴ European Waste Catalogue Code (<http://eur-lex.europa.eu/legal-content/EN/TXT/PDF/?uri=CELEX:02000D0532-20150601&qid=1475495799963&from=EN>)

S1.3 Transport of Waste

Name(s) of registered waste carrier used during reporting year	Waste type(s) transported

S1.4 Reporting Sheet for Petrol Losses

Attach Excel Sheet 8 from ERA Website:

<https://era.org.mt/wp-content/uploads/2020/08/Service-Station-Sheet-8v3.xlsx>

S1.5 Refuelling of the Underground Storage Tanks with Other Fuels

Total Amount of Diesel delivered to the site in the past year of operation		Litres
--	--	--------

S1.6 Submission of certificates and documentation

Submission	Tick (✓)
Valid certification of correct functioning of the pressure vacuum relief valves ⁵	<input type="checkbox"/>
Vapour containment integrity of the Stage Ib and Stage II vapour recovery system certification ⁵	<input type="checkbox"/>
Vapour capture efficiency of the Stage II petrol vapour recovery system certification ⁵	<input type="checkbox"/>
Certificate of Inspection of oil/water interceptors by an independent warranted engineer	<input type="checkbox"/>
Regulator for Energy and Water Services Inspection and Audit Report for the reporting year, signed by a warranted engineer and the Permit Holder.	<input type="checkbox"/>
Submission of effluent monitoring results	<input type="checkbox"/>

⁵To be submitted in 2023

S1.7 Submission of Effluent emissions analysis

Emission point reference	Source	Parameter	Limit (mg/L)	Date of test	Result (mg/L)
E3	Bulk delivery oil/water separator	Heavy Hydrocarbons (C10-C40) & Total Petroleum Hydrocarbons (C12-C40)	5		
E4	Fuel dispensing forecourt oil/water separator				

S1.8 Reporting of water level increase

Was a water level increase in USTs recorded in the past year?	Yes <input type="checkbox"/>	No <input type="checkbox"/>
---	------------------------------	-----------------------------

In the case were such increases in water levels are recorded a copy of the report of these incidents is to be attached

Applicant's declaration

I declare that, to the best of my knowledge, all the above information is correct and substantiated.

Name
(in block letters)

ID Card Number

On behalf of / in my own name
(in block letters)

Schedule 2

Competent Person's Report for Stage II Vapour Recovery

Particulars to be included in a report by an approved competent person in petroleum-filling stations where a service station complies with the requirements of the Subsidiary Legislation 549.52 - Control of Volatile Organic Compound-VOC Emissions (Storage and Distribution of Petrol from Terminals to Service Stations) Regulations. This is to include:

- 1 Environmental Permit Number of the service station
- 2 Name of service station owner
- 3 Business address/registered office of owner
- 4 Address of service station (if different)
- 5 Date of testing
- 6 Confirmation whether this is this a first test for the purposes of these regulations. If not, state day, month and year of the previous test
- 7 Methodology and standards applied for tests carried out as per condition 2.1.18.
- 8 In the case of previously non-compliant stations, a list of corrective actions (including dates of such actions) showing how compliance with Schedule VI Part B of S.L 549.52 has been achieved.

Declaration

I,, hereby confirm that I have tested the above service station on (date – DD/MM/YYYY)..... for compliance with the provisions of Schedule VI Part B of Subsidiary Legislation 549.52 - Control of Volatile Organic Compound-VOC Emissions (Storage and Distribution of Petrol from Terminals to Service Stations) Regulations, and to the best of my knowledge and belief this service station is in compliance with the said provisions.

Signed.

Qualification/Profession and Company

Address

Date

Schedule 3

Minimum requirements for an Environment Management System (EMS)

The EMS should include, as a minimum, the following elements:

1. Management and Reporting Structure

This should in particular include the name of the person who will be responsible for managing environmental aspects of the installation. Relevant qualifications and experience should be listed, together with contact details (including a mobile number for emergency purposes).

2. Environmental Objectives and Targets

The section should include a review of all operations and processes, a commitment by the Permit Holder to continuous improvement, and identification of priority areas where improvement to the operations is necessary and practicable, such as:

- a. recycling of materials;
- b. minimisation of waste;
- c. efficient use of resources (especially water and energy);
- d. use of biodegradable chemicals;
- e. minimising use of solvents;
- f. procedures to minimise noise disturbance to neighbours;
- g. phasing out of CFCs and ozone-depleting substances, if any.

Targets should be set for priority areas identified (e.g. minimising waste generation by a predetermined percentage annually).

3. Environmental Management Programme (EMP)

This should include a time schedule for achieving the Environmental Objectives and Targets prepared under point 2 above. The time schedule should cover a period of 5 years. The EMP should include:

- a. designation of responsibility for targets;
- b. the means by which they may be achieved;
- c. the time within which they may be achieved.

Targets and performance should be reviewed annually as part of the EMS.

4. Documentation

A system of documentation should be established to ensure that records are kept of the priority areas chosen according to point 2. In addition, the Permit Holder should issue a copy of the environmental permit to all relevant personnel whose duties relate to any condition of the permit.

5. Corrective Action

The Permit Holder should establish procedures to ensure that corrective action is taken should the specified requirements of the environmental permit not be fulfilled. The responsibility and authority for initiating further investigation and corrective action in the event of a non-conformity with the environmental permit should be defined.

6. Awareness and Training

The Permit Holder should establish and maintain procedures for identifying training needs, and for providing appropriate training, for all personnel whose work can have a significant effect upon the environment. Appropriate records of training should be maintained.

7. Maintenance Programme

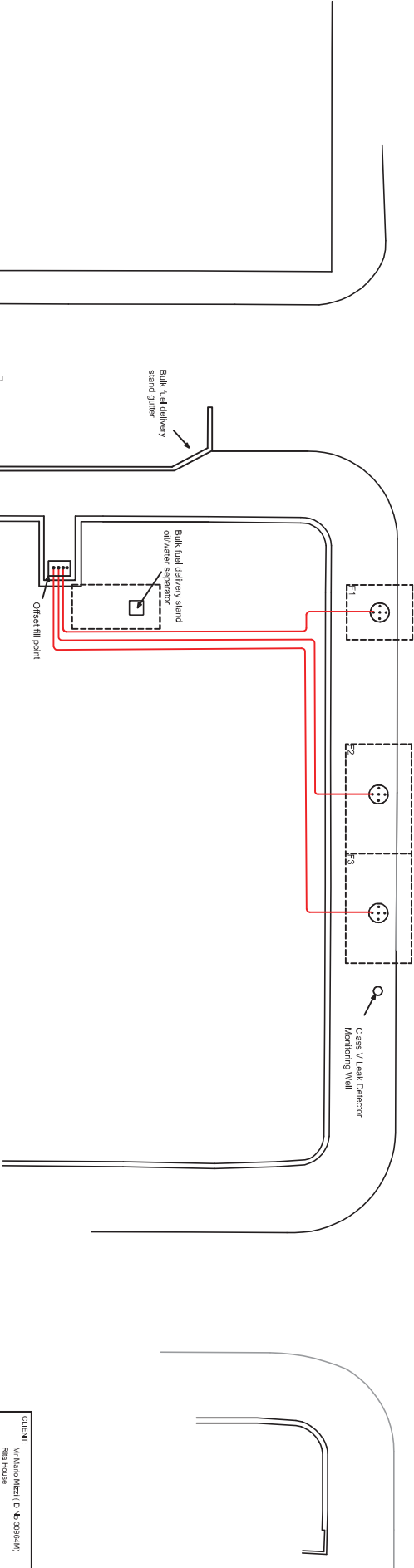
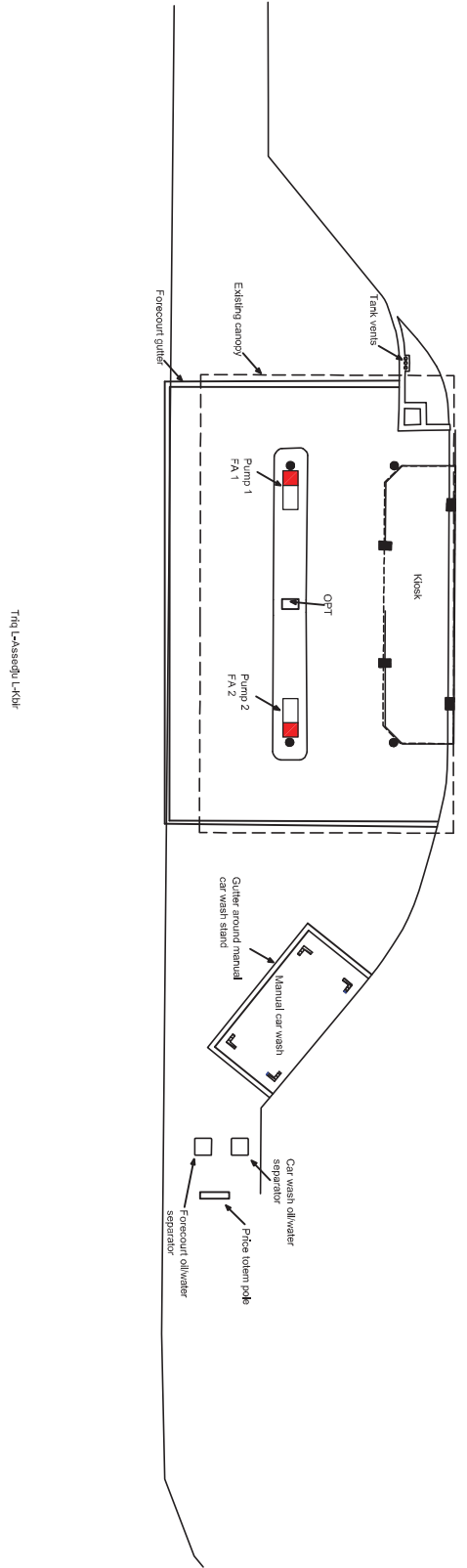
The Permit Holder should establish and maintain a programme for maintenance of all plant and equipment based on the instructions issued by the manufacturer/supplier or installer of the equipment. Appropriate record keeping and diagnostic testing should support this maintenance programme. The licensee should clearly allocate responsibility for the planning, management and execution of all aspects of this programme to appropriate personnel.

Schedule 4 Site Map



Figure S4.1: Site of installation showing the extent of the area in red for the carrying out of the activities specified in condition 1.3.1. The extent of the site boundary is indicative and should not be used for interpretation purposes.

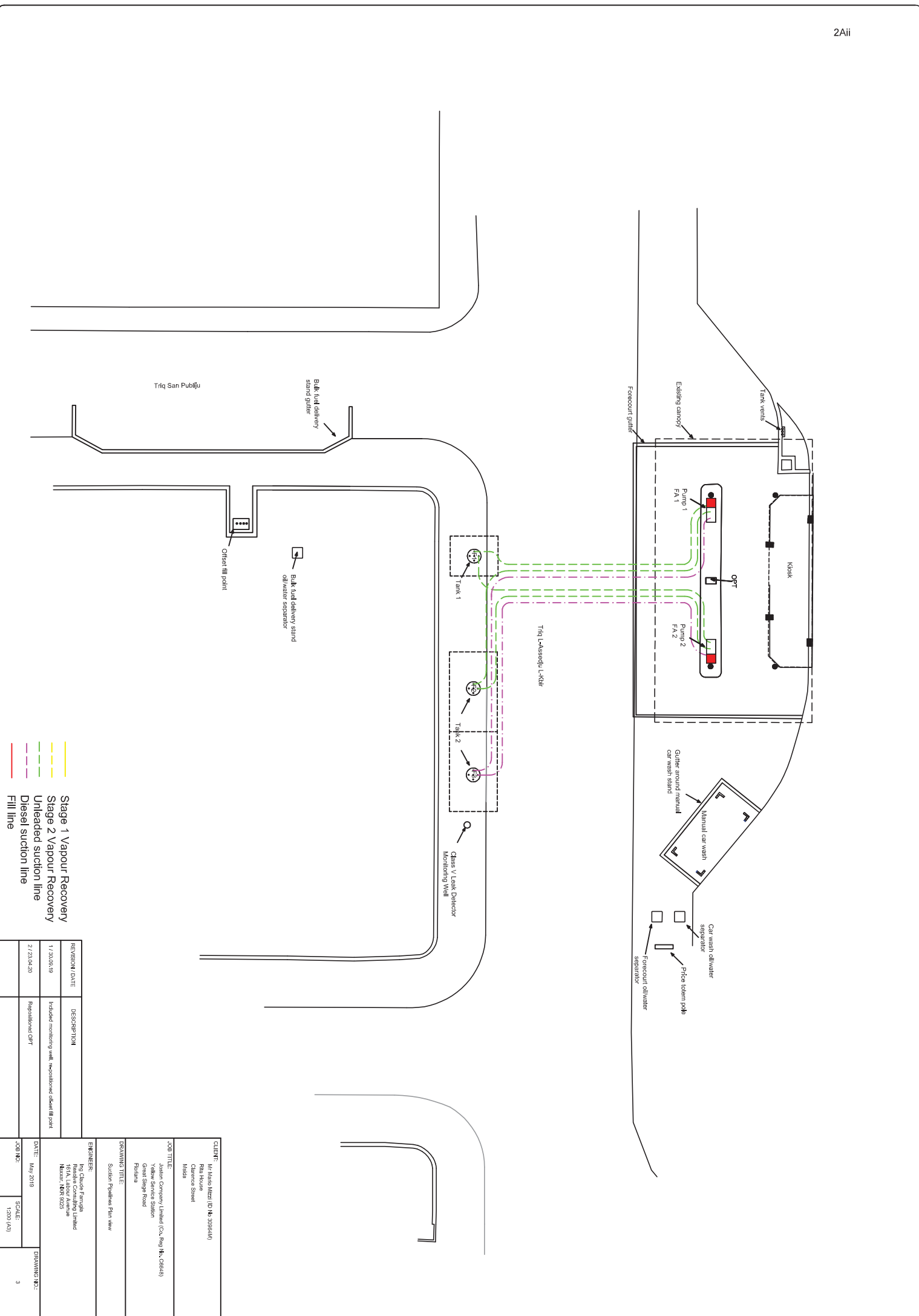
END OF PERMIT



- Stage 1 Vapour Recovery
- Stage 2 Vapour Recovery
- Unleaded suction line
- Diesel suction line
- Fill line

REVISION / DATE	DESCRIPTION
1 / 20/05/19	Initials, monitoring well, repositioned of diesel fill point, repositioned OPT
2 / 23/04/20	Repositioned OPT
3 / 13/03/20	Updated fill lines coding

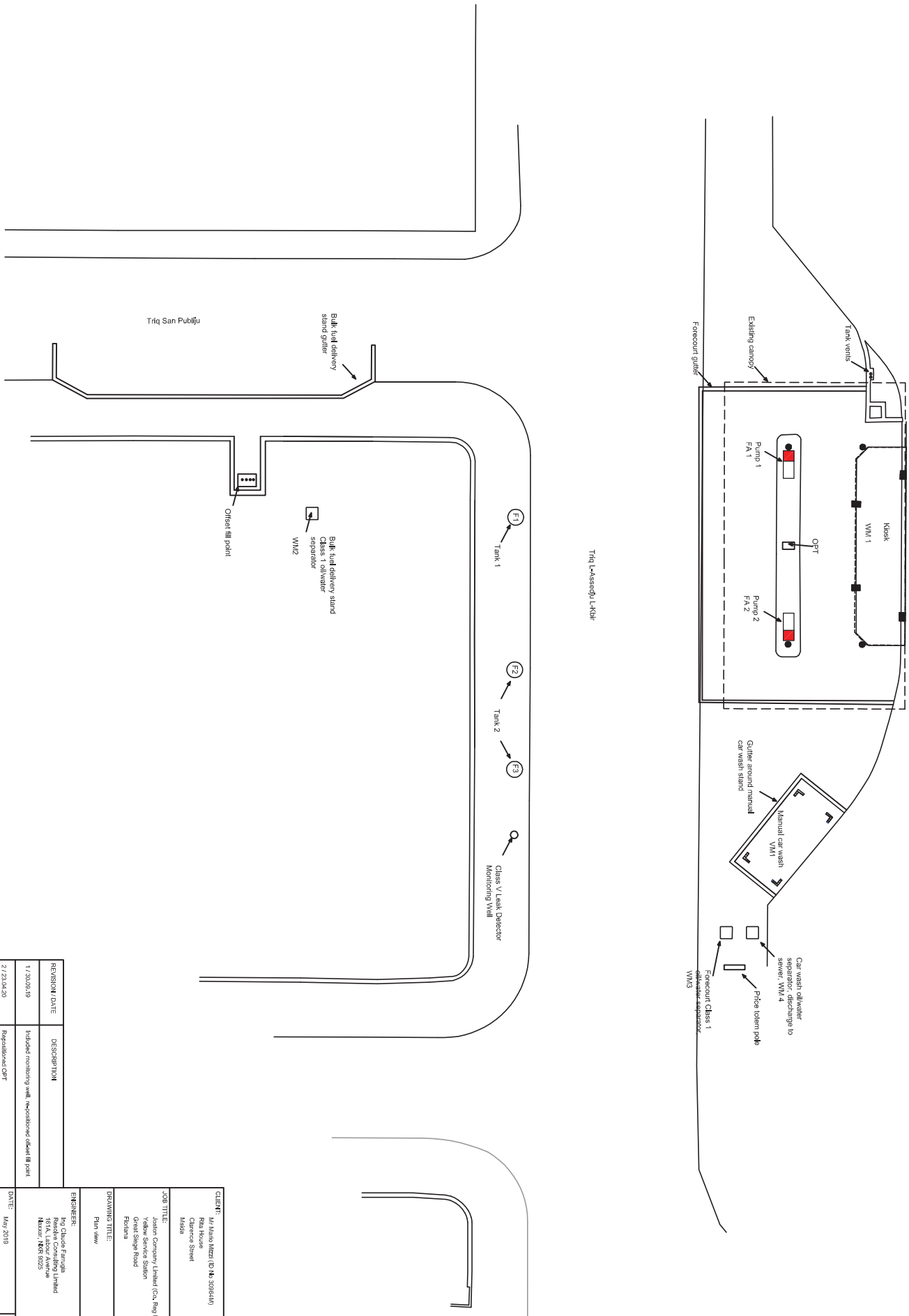
CLIENT: M. Almas Almasi (ID No. 305540) Rifa House Clevelea Street Msida	
JOB TITLE: Zojan Company, Limited (Co. Reg No. 20648) Vapour Recovery Installation Great Slipep Road Fgura	
DRAWING TITLE: Fill Pipelines Plan View	
ENGINEER: Eng Claude Farrugia 165A, Labour Avenue Msida, MQR 8025	
DATE: May 2019	SCALE: 1:200 (A3)
JOB NO:	DRAWING NO: 4



- Stage 1 Vapour Recovery
- Stage 2 Vapour Recovery
- Unleaded suction line
- Diesel suction line
- Fill line

REVISION / DATE	DESCRIPTION
1 / 20/05/19	Included monitoring well, repositioned oil/water fill point
2 / 23/04/20	Repositioned OPT

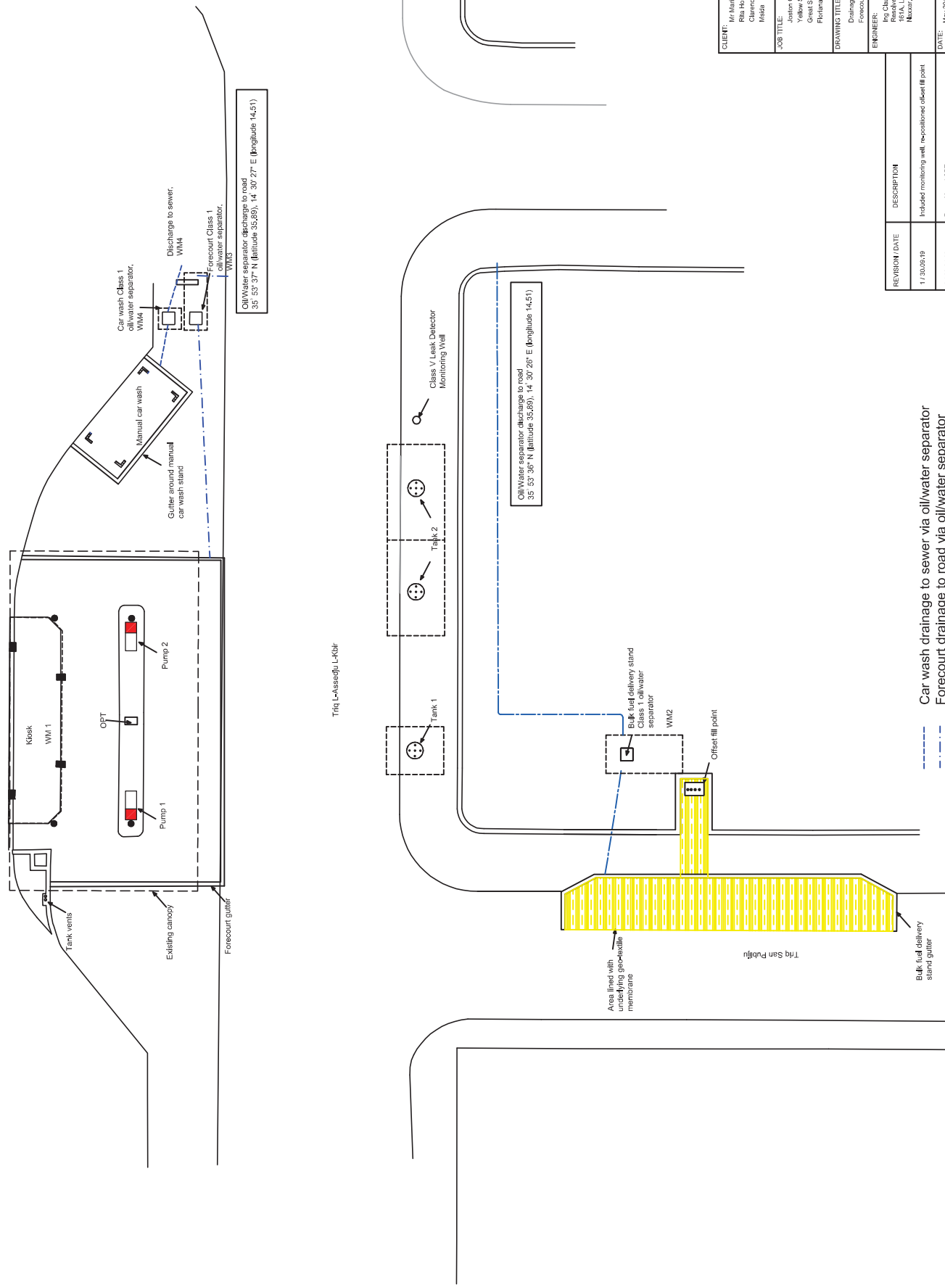
CLIENT: M. Alkhalaf, M. Alkhalaf (ID No. 305540) Rifa House Clerence Street Marsa		
JOB TITLE: Station Compliance Upgrade (Cn. Reg No. 09648) Vapour Recovery System Great Sliqer Road Fidliana		
ENGINEER: Eng. Claudio F. Fariaga 165A, Labour Avenue Naxxos, NQR 8025		
DRAWING TITLE: Station Compliance Plan View		
DATE: May 2019	SCALE: 1:200 (A3)	DRAWING NO.: 3
JOB NO.: 15201 (A3)		



Triq L-Vassendju L-Kbir

REVISION / DATE	DESCRIPTION
1 / 20/05/19	Initial monitoring well, repositioned oil spill fill point
2 / 23/04/20	Repositioned OPT
3 / 13/08/20	Labelled tanks, dispensers and car wash

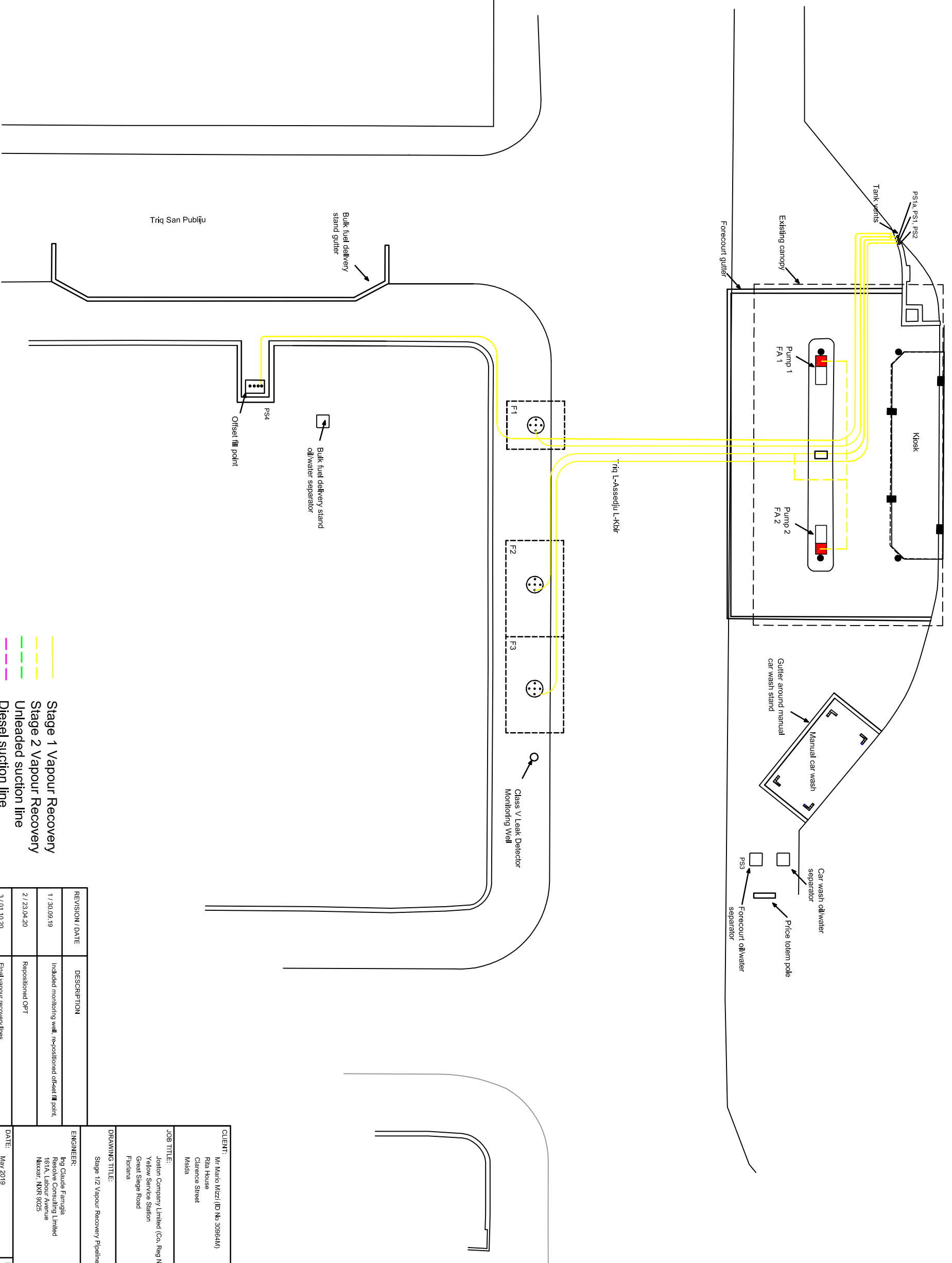
CLIENT: M. Alkhalaf, M. Alkhalaf (ID No. 305840) Rafiq House Clerence Street Marsa		
JOB TITLE: <i>Johns Company, Limited (Co. Reg No. 20648)</i> Wastewater Treatment Green Sloop Road Fidliana		
DRAWING TITLE: Plan view		
ENGINEER: Eng. Claudio F. Fariña 161A, Labour Avenue Naxxos, NQR 8025		
DATE: May 2019		
JOB NO: 15201 (43)	SCALE: 1:200 (43)	DRAWING NO: 1



Car wash drainage to sewer via oil/water separator
 Forecourt drainage to road via oil/water separator
 Bulk fuel delivery stand drainage to road via oil/water separator

REVISION / DATE	DESCRIPTION
1 / 30.09.19	Included monitoring well, re-positioned offset fill point
2 / 23.04.20	Re-positioned OPT
3 / 13.08.20	Updated Waste codes, "WM", green/cont. for discharge Indicated area with underlying geotextile membrane

CLIENT: Mr. Mosh MIZZI (ID No. 3056446) Rial House Clarence Street Marsa	JOB TITLE: Vehicle Concepts / Dealer (Co. Reg. No. C56643) Yellow Services Station Great Siege Road Florina	DRAWING TITLE: Drainage Layout, Including Oil/Water Separators Forecourt, Manual Car Wash and Bulk Fuel Delivery Stand	ENGINEER: Eng. Claude Fenech 187A, Labour Avenue Marsa, MQR 9825	DATE: May 2018	DRAWING NO.: 7
				SCALE: 1:200 (A3)	



- Stage 1 Vapour Recovery
- Stage 2 Vapour Recovery
- Unleaded suction line
- Diesel suction line
- Fill line

REVISION / DATE	DESCRIPTION
1 / 30.08.19	Included monitoring well, re-positioned offset fill point.
2 / 23.04.20	Repositioned OPT
3 / 01.10.20	Final vapour recovery lines
4 / 24.03.21	Redacted vent pipes and lines

CLIENT: Mr. Mario Mizzi (ID No. 30964M) Rila House Clarence Street Mdida	
JOB TITLE: Joston Company Limited (Co. Reg. No. C6648) Yellow Service Station Great Siege Road Fgividra	
DRAWING TITLE: Stage 1/2 Vapour Recovery Pipelines Plan view	
ENGINEER: Ing. Claude Farrugia Raschele Consulting Limited 161A, Labour Avenue Naxxar, MXR 9025	DATE: May 2019
JOB NO.:	SCALE: 1:200 (A3)
DRAWING NO.: 5	