

**Environmental Permit**

Environment Protection Act (CAP. 549)

Permit number

**EP 0024/22**

Approved Documents:

**EP 0024/22/DOC1**

The Environment and Resources Authority (hereinafter the Authority; the Competent Authority or ERA) in exercise of its powers under the Environment Protection Act (CAP. 549) and applicable subsidiary legislation referred to in this permit, hereby authorises:

**Mr. Jesmond Saliba** (hereinafter “the Permit Holder”),

Identity Card Number: XXXXXXXXXX

Of / Whose Registered Office is at:

Jesmond Saliba Service Station  
Mdina Street,  
Qormi

to operate a service station at:

**Jesmond Saliba Service Station**  
**Mdina Street,**  
**Qormi**

The permit is valid for (4) **four years** from the date below.

Signed	Date
<div data-bbox="304 1435 667 1626" style="background-color: black; width: 100%; height: 100%;"></div> <p data-bbox="379 1675 587 1740" style="text-align: center;">Prof. Victor Axiak Chairman</p>	<p data-bbox="991 1691 1134 1724" style="text-align: center;">6 / 1 / 2023</p>

**Authorised to sign on behalf of the Competent Authority**

**This page has deliberately been left blank**

## Conditions

### 1 General

The Permitted Installation shall, subject to the conditions of this Permit, be managed, controlled and operated as described in the EP Application, or as otherwise previously agreed in writing by the Authority.

#### 1.1 Permitted Activities under the EPA

1.2.1 The Permit Holder is authorised to carry out the activities and the associated activities specified in Table 1.1.1.

<b>Table 1.2.1</b>		
<b>Activity</b>	<b>Description of specified activity</b>	<b>Limits of specified activity</b>
Delivery, storage and retail of motor fuels	Delivery, storage and dispensing of unleaded petrol and diesel.	From receipt of fuel to storage and dispensing of motor fuel to clients.
Storage and retail of vehicle parts, tyres, lubricating oils, and greases.	Storage and retail of vehicle parts, car accessories and tyres.	From receipt of raw materials to storage and distribution of finished product.
Associated activity of utilities	One stand-by diesel generator to produce energy.	From receipt of diesel to delivery of utility
Vulcanising Services	Tyre repair services carried out in dedicated garages as indicated in Approved Document EP <b>0024/22/DOC1</b>	From the receipt of vehicle or tyres on site to the final delivery of serviced item to client and the disposal of any possibly generated waste to a permitted facility.
Associated activity of storage, treatment and disposal/recycling of waste materials generated on site.	Handling, storage and disposal / recovery of wastes from installation	From generation of waste to disposal or recycling (including recovery) offsite at permitted facilities.

#### 1.2 Site

1.2.1 The activities authorised under Condition 1.1.1 shall not extend beyond the Site boundary, as per Site Map in Schedule 3 to this Permit with the authorised layout plans as defined in **Approved Documents EP 0024/22/DOC1**.

### **1.3 General Conditions**

- 1.3.1 Whenever there is a conflict between the conditions of this Permit and approved documents, the conditions of the Permit shall prevail.
- 1.3.2 This permit is granted saving third party rights and without prejudice to any other legislation or regulations or authorisations required from any other competent authorities or site owners.
- 1.3.3 A copy of this Permit including any Variation Notice and amendments to it shall be available at the place of work, at all times, for reference by all staff carrying out work subject to the requirements of the Permit.
- 1.3.4 All persons have a duty of care to protect the environment. The Permit Holder shall become familiar with his legal obligations and good environmental practice.
- 1.3.5 The site shall be maintained in a tidy condition, free from litter and waste (whether arising from own activities or external sources).
- 1.3.6 The Site must be well secured at all times.
- 1.3.7 The Permit Holder shall maintain a register of third party complaints. The register shall record the details of complainant(s) if available, the date, source and nature of the complaint and the corrective action undertaken, where such action proves necessary.
- 1.3.8 All plant, equipment and technical means used in operating the Permitted Installation shall be maintained in good operating condition and without causing polluting emissions, leaks and spillages. The permit holder shall keep maintenance records as per Conditions 3.1 & 3.2.
- 1.3.9 The Permitted Installation shall be managed, controlled, supervised and operated by staff that are aware of the importance of environmental protection and suitably trained on the requirements of this Permit. All staff shall be provided with adequate training and written operating instructions to enable them to effectively carry out their duties. Such training shall be recorded and maintained in line with Condition 3.1.
- 1.3.10 Upon the joint application of a Permit Holder and a proposed transferee, the Permit Holder may request to transfer an environment permit. The permit shall not be transferred from the Permit Holder without prior approval from the Authority. Upon the Authority's decision to transfer the permit to the transferee, all rights, obligations, liabilities shall subsist onto the transferee.
- 1.3.11 The Authority may carry out regular pre-set or unannounced compliance or monitoring checks that vary in frequency according to the site's compliance with the permit conditions and safeguarding of natural assets. Any checks or audits carried out by the Authority may be made at the Permit Holder's financial expense at rate and arrangement communicated by ERA's Compliance and Enforcement Directorate.
- 1.3.12 Without prejudice to Condition 1.3.11, the authority may take any action deemed necessary including but not limited to the suspension of any activity/operation until investigations are concluded.

- 1.3.13 The Authority's representatives may inspect and photograph any part of the site and ask for any closed or locked areas to be opened and may demand to be provided with any proof, documentation, plans, receipts or any other records.
- 1.3.14 The Authority may add, amend, delete or substitute any of the conditions of this permit after notifying the Permit Holder of its intention and after describing the changes to the Permit Holder. This is without prejudice to any prevailing circumstances that would preclude the Authority from following such a procedure.
- 1.3.15 The validity of this permit is until 4 years from the date of the Permit Granted. The Permit Holder is able to renew the permit upon application with the Authority expressing his/her intention at least six (6) months prior to the expiry of this permit. The permit will be considered renewed once the official renewed permit is issued by the Authority.
- 1.3.16 The permit is granted against a Bank Guarantee of €8,850 which shall be renewed annually. This guarantee will have to be maintained throughout the validity of the permit. Following renewal and/or variations to this permit, the Authority may require amendments to the Bank Guarantee.
- 1.3.17 The Authority may forfeit the full amount of the bank guarantee if any of the permit conditions are not complied with or the Permit Holder fails to comply with any instruction given or any other legal obligation under the Act or its subsidiary legislation. Forfeiture of the bank guarantee does not preclude the Authority from taking any other action to ensure that the conditions of this permit are complied with. Should the Authority forfeit the Bank Guarantee either in part or in full during the validity of the permit, the Permit Holder shall ensure that this is replenished without undue delay, in any case not exceeding 2 months from the date of forfeiture. The Bank Guarantee shall only be released upon confirmation of compliance with the permit conditions by the Authority.
- 1.3.18 In cases where the bank guarantee does not cover the expenses incurred by the Authority to take remedial action on the Permit Holder's behalf, the Permit Holder is to financially reimburse the Authority of all the expenses incurred within.
- 1.3.19 The Authority may suspend or revoke this environmental permit in line with the provisions of CAP 549.
- 1.3.20 The Authority may request additional monitoring and/or review of the operational practices and commission any audits/reports on the installation as deemed necessary to address any circumstances that may affect the quality of the surrounding environment, at the expense of the Permit Holder.
- 1.3.21 The Permit Holder shall undertake all necessary measures and precautions to prevent spillage of raw materials, intermediates, products, waste and any other materials.

#### **1.4 Operational Changes**

- 1.4.1 The Permit Holder may apply for a variation in permit and shall seek the Authority's written agreement prior to any operational changes, by sending to the Authority:
- a. Written notice of the details of the proposed change, including an assessment of its possible effects (including changes in emissions and waste production) on risks to the environment from the Permitted installation

- b. Any relevant supporting information (e.g. chemical/fuel consumption, technical details, changes in the type/use of substances/mixtures, etc.);
  - c. Any relevant supporting assessments and drawings, and;
  - d. The proposed implementation date.
- 1.4.2 Any such change, shall only be implemented following the issue of a variation of the permit by the Authority.
- 1.4.3 The Permit Holder shall notify the following matters to the Authority in writing at least 10 working days prior to their occurrence:
- a. Any change in the Permit Holder's trading name, registered name or registered office address;
  - b. Any change to particulars of the Permit Holder's corporate identity.

## 2 Operating Conditions

### 2.1 Emissions to Air

- 2.1.1 All processes which generate significant levels of airborne contaminants (such as dusts, toxic gases, odorous chemicals) shall have effective local collection and shall discharge (after treatment where necessary) through a stack or vent located and/or designed in such a way as to minimise impact on human health and the environment.
- 2.1.2 Emissions to air shall only arise from the emission points specified in Table 2.1.1, as shown on **Approved Document EP 0024/22/DOC1**.

<b>Table 2.1.1 : Emission points to air</b>	
<b>Emission point references</b>	<b>Source</b>
PS1	Vent emitting from diesel tank compartments F1 & F2
PS2	Vent emitting from diesel tank compartments F3 & F4
PS3	Vent emitting from unleaded tank compartments F5 & F6
PS4	Vent emitting from unleaded tank compartments F7 & F8
PS5	Vent emitting from forecourt oil/water interceptor (E1)
PS6	Vent emitting from emergency generator

- 2.1.3 Should the Permit Holder intend to install equipment which could lead to additional emissions to air (e.g. generator, etc.), a variation of this Permit must be secured prior to installation and operation of this equipment.
- 2.1.4 The exhaust from general building ventilation (e.g. extractors or fans in walls or roofs) shall be vented in such a way as to avoid adverse environmental effects.
- 2.1.5 All abatement equipment and ducting shall be cleaned and maintained on a regular basis, and record of such cleaning/maintenance should be kept in accordance with Condition 3.1 of this Permit.

- 2.1.6 Minor exhausts, such as wall grills, should normally discharge above head height and be directed upwards.
- 2.1.7 In the event of malfunction or breakdown leading to abnormal emissions, the Permit Holder must:
- a. Investigate immediately and undertake corrective action, and
  - b. Adjust the process or activity to minimise those emissions, and
  - c. Record the events and actions taken.
  - d. In the event of non-compliance causing immediate danger to the environment, operation of the activity must be suspended and the Competent Authority informed within 24 hours.
- 2.1.8 Further to Condition 2.1.7, the Permit Holder shall provide ERA with details of the specific cause of the malfunction and the remedial steps taken or to be taken to address the malfunction.
- 2.1.9 The Permit Holder shall prevent or where that is not practicable, reduce fugitive emissions of substances to air from the Permitted Installation.
- 2.1.10 Only mobile containers capable of receiving displaced petrol vapours shall be allowed to deliver petrol to this site.
- 2.1.11 During delivery of petrol by any mobile container, vapours displaced by the delivery of petrol into the underground storage tanks shall be returned through a vapour-tight collection system to the mobile container delivering the petrol. Loading operations may not take place unless the arrangements are in place and properly functioning.
- 2.1.12 Pressure relief valves (or other similar devices) shall be checked for correct functioning, including checking for extraneous matter, correct seating and the presence of corrosion at least once every year. Certification for correct functioning of the pressure vacuum relief valves shall be submitted yearly as part of the Annual Environment Report (AER).
- 2.1.13 Permit Holder shall provide the data requested in Schedule 1 in relation to volumes of fuel and calculation of petrol vapour losses as prescribed in Tables S1.5 and S1.6 as part of the AER.
- 2.1.14 The service station shall be equipped with a Stage II Petrol Vapour Recovery system for recovery of VOC emissions from petrol during refuelling of motor vehicles in accordance with Subsidiary Legislation 549.52.
- 2.1.15 The efficiency of the Stage II petrol vapour recovery system shall not be less than 85% as certified by the manufacturer in accordance with “MSA EN 16321-1:2013 - 'Petrol vapour recovery during refuelling of motor vehicles at service stations – Part 1: Test methods for the type approval efficiency assessment of petrol vapour systems stations” or an equivalent standard.
- 2.1.16 The vapour/petrol ratio of recovered petrol vapour being transferred to a storage tank at the service station by the Stage II petrol vapour recovery system shall be equal to or greater than ( $\geq$ ) 0.95 but less than or equal to ( $\leq$ ) 1.05.

- 2.1.17 In-service verification testing of the petrol vapour capture efficiency of the Stage II petrol vapour recovery system shall be carried out on each petrol nozzle in accordance with “EN 16321-2:2013 - Petrol vapour recovery during refuelling of motor vehicles at service stations - Part 2: Test methods for verification of vapour recovery systems at service stations”. This testing shall be done at least once every three (3) years.
- 2.1.18 The vapour containment integrity of the Stage Ib and Stage II vapour recovery system is to be tested at least once every four (4) years, prior to the renewal of the permit. Such testing is to be done by a third party warranted engineer and the results of the testing are to be submitted as part of the AER.
- 2.1.19 The automated monitoring system installed for the Stage II Petrol Vapour Recovery System shall:
- a. Automatically detect faults in the proper functioning of the Stage II petrol vapour recovery system and in the automatic monitoring system itself; and
  - b. Indicate faults to the service station Permit Holder and automatically stop the flow of petrol from the faulty dispenser if the fault is not rectified within 7 days.
- 2.1.20 The testing specified in Condition 2.1.17 is to be certified by an approved auditor<sup>1</sup> in accordance with S.L.549.52. The testing results shall be provided in the report format published on the Authority’s website and submitted as part of the AER.
- 2.1.21 Where the results of testing under Condition 2.1.17 indicate that the Stage II petrol vapour recovery system is not in compliance with Condition 2.1.16, the Permit Holder shall:
- a. Immediately stop dispensing petrol from the non-compliant nozzle’s
  - b. Immediately notify the Authority by phone and in writing;
  - c. Identify the cause;
  - d. Take corrective action within a timeframe agreed upon with the Authority;
  - e. Re-test to demonstrate compliance and submit a report to the Authority in this regard within a timeframe agreed upon with the Authority.
- 2.1.22 ERA recommends that diesel (Gas oil) used for the generator shall have sulphur content not greater than 0.1 %.
- 2.1.23 The Permit Holder shall submit certification by an independent warranted engineer showing that the combustion plant (PS6) is in good working condition. The certification shall be submitted every 4 years as part of the Annual Environmental Report (AER).
- 2.1.24 The Permit Holder shall ensure that petrol is only loaded in underground storage tank compartments which are connected to the Stage Ib and Stage II vapour recovery systems. The compartments which are allowed to store petrol are listed in Table 2.1.2 and the location of the same compartments is shown in approved document **EP 0024/22/DOC1**.

---

<sup>1</sup> ‘Competent Persons in Petroleum Filling Stations and Secondary Storage Facilities of Petroleum’ as approved by the Regulator for Energy and Water Services are considered as Approved Auditors, unless otherwise advised by the Authority.



<b>Table 2.1.2 : Type of Fuel allowed in the Compartments of the Underground Storage Tanks on site</b>			
<b>Compartment references</b>	<b>Fuel Type</b>	<b>Compartment Capacity</b>	<b>Connected Dispensers</b>
F1	Diesel	10,000	FA3
F2	Diesel	10,000	FA2
F3	Diesel	10,000	FA1, FA2
F4	Diesel	20,000	FA1, FA3
F5	Unleaded	12,500	FA1
F6	Unleaded	12,500	FA2
F7	Unleaded	7,500	FA1
F8	Unleaded	7,500	FA2

2.1.25 The Permit Holder shall ensure that a sign, sticker or other notification is displayed on or in the vicinity of each petrol dispenser equipped with a Stage II petrol vapour recovery system informing consumers of this and demonstrating the proper use of this equipment.

## **2.2 Storage**

2.2.1 All underground fuel storage tanks are to be double-skin tanks built according to “MSA EN 12285 – Workshop fabricated steel tanks Part 1: Horizontal cylindrical single and double skin tanks for the underground storage of flammable and non-flammable water polluting liquids.”

2.2.2 The underground fuel storage tanks are to be installed as described in Condition 2.5.1 and in the Guidance for the Design, Construction, Modification and Maintenance of Petrol Filling Stations. This Double Skin Tank is to be complimented with an interstitial leak detection system providing continuous monitoring of the tank’s liquid level. Any leak detection system used is to be according to “MSA EN 13160 -Leak Detection Systems”.

2.2.3 All fuel dispensers shall be in accordance to “MSA EN 13617-1 -Petrol filling stations. Safety requirements for construction and performance of metering pumps, dispensers and remote pumping units”.

2.2.4 All tanks shall have an automatic tank gauging system for inventory management (wet stock management).

2.2.5 All distribution pipework shall be manufactured from thermoplastic multi-layer conductive petrol pipe with permeation barrier in accordance with “MSA EN 14125: 2004 -Thermoplastic and flexible metal pipework for underground installation at petrol filling stations”.

2.2.6 All the service station forecourt area, including refuelling and dispensing areas, shall be impermeable to petroleum seepage.

2.2.7 All bulk liquid fuel storage tanks shall be provided with an adequately designed bund system with an impermeable base and walls. The capacity of the bund shall be a minimum of 110% of the largest tank within the bund or 25% of the total capacity of all the tanks within the bund, whichever is greater. All filling and off-take points shall be located within the bund. The Permit Holder shall also ensure and take all precautions to avoid any leakages or spills from liquid or solid material.

- 2.2.8 Drums and containers of solvents, oils or any other chemicals shall be stored in designated and secure storage areas. Storage areas shall be bunded or otherwise designed so that surface and ground waters cannot be contaminated by spillages.
- 2.2.9 The Permit Holder shall ensure that all offset fill points are fitted with locks, taps or valves that are permanently fixed. These must be kept locked shut when not in use.
- 2.2.10 All offset fill points shall be appropriately labelled in a legible manner in accordance with approved document **EP 0024/22/DOC1**.
- 2.2.11 If the Permit Holder makes use of a flexible pipe to deliver the fuel, the Permit Holder shall ensure that the following conditions are observed:
- a. The delivery end of the pipe is fitted with a pump or valve that closes automatically when not in use.
  - b. The valve or pump must be lockable and must be kept so when not in use.
  - c. The end of the pipe that leaves the tanker must be fitted with a lockable valve that must be shut when it is not in use.
- 2.2.12 Fuel delivery by mobile container shall be supervised at all times by personnel who are fully conversant with fuel filling procedures as relevant to their duties. No transferring of fuel shall occur outside the forecourt area.
- 2.2.13 Mobile container fuel storage compartments shall not be washed out or serviced on site.
- 2.2.14 Manual dipping by means of instruments such as dipsticks is not permitted. The modification of any underground storage tanks to accommodate ports for manual dipping is also prohibited.
- 2.2.15 Spillages of fuels, chemicals or other hazardous material shall receive immediate attention to prevent escape to drain, surface water or land. Spilled material shall be disposed of in an appropriate manner. Kits for the collection of liquid and powder spills shall be available on site at strategic locations.

## **2.3 Effluent Discharges**

- 2.3.1 No discharges to land, surface waters or groundwater shall take place at the installation.
- 2.3.2 The operations of the installation shall not hinder the achievement of good status for surface and groundwater as required under Subsidiary Legislation 549/53, Protection of Groundwater against pollution and deterioration.
- 2.3.3 Any potentially contaminated run-off from service station forecourt area, including the offset fill point area, shall be adequately contained and routed through a gutter leading to a light liquid separator system for petroleum, such that no fuel can escape from the service station. The fuel separator system installed shall be of the type 'Forecourt' Separator Class 1 in accordance to "MSA EN 858 - Separator systems for light liquids (e.g. oil and petrol). Principles of product design, performance and testing, marking and quality control."

- 2.3.4 Oil/water separators shall be inspected and certified by an independent warranted engineer at least once every year, and shall amongst other things inspect the separator for efficiency of operation. The provision of this certification to the Authority shall take place as part of the AER.
- 2.3.5 Oil/water separators and related gutters shall be monitored and maintained to ensure efficient operations. A log of waste removal from the separator shall be maintained on site and be available for inspection by the Authority.
- 2.3.6 Utilisation of chemicals, other than for the general housekeeping, shall not be allowed on premises. If the utilisation of any other chemicals is required, the Permit Holder shall seek the Authority's approval prior to any such use.
- 2.3.7 Rainwater shall be segregated from all process areas that are potentially contaminated with chemicals and/or oils. If this is not possible, rainwater from areas where contamination by oil or chemicals is likely (such as loading/unloading and bunded areas) shall pass through an adequately sized separator.
- 2.3.8 Foul sewer drains must be strictly segregated from storm water drains.

## **2.4 Waste**

- 2.4.1 All operations concerning the management of waste are subject to Subsidiary Legislation 549.63, Waste Regulations and Subsidiary Legislation 549.45, Waste Management Activity (Registration) Regulations.
- 2.4.2 Waste produced at the Permitted Installation shall be recycled, reused or recovered unless technically and/or economically impossible.
- 2.4.3 All wastes shall be stored within a designated and controlled storage area(s) prior to ultimate disposal.
- 2.4.4 Wastes to be recycled shall be stored in a designated container or area and shall not be mixed with other wastes.
- 2.4.5 Liquid and/or hazardous wastes shall be stored in labelled, closed containers within the designated and controlled storage areas prior to ultimate disposal. Wastes of different natures and having different European Waste catalogue codes as established by Commission Decision 2000/532/EC and any subsequent amendments shall not be mixed in the same container.
- 2.4.6 All wastes leaving the site must only be sent to facilities permitted to accept the individual waste stream, either locally or abroad.
- 2.4.7 Packaging material which came into contact with hazardous substances shall be regarded as hazardous waste and shall be stored and disposed of in an appropriate manner.
- 2.4.8 No storage of waste destined for disposal is permitted for a period exceeding 12 months, and storage of waste destined for recovery is not permitted for a period exceeding 3 years.
- 2.4.9 No storage of waste, equipment or materials is permitted on property outside the site premises.

- 2.4.10 On-site disposal of wastes by any means including burning, disposal to drain or surface water, burying or deposition on land is prohibited.
- 2.4.11 The Permit Holder is to prevent litter or other wastes escaping from the site boundaries, particularly during loading/unloading. Any such escape of waste shall be collected immediately upon detection.
- 2.4.12 The Permit Holder shall make use of the services of a registered waste carrier for the transport of waste from the site in accordance Activity 38 of Schedule 1 of Subsidiary Legislation 549.45, the Waste Management (Activity Registration) Regulations. Where the company removes wastes using its own transport the vehicle(s) must also be registered as a waste carrier in accordance with Subsidiary Legislation 549.45 or any statutory provisions or regulations amending or replacing them.
- 2.4.13 Should the Permit Holder require the services of a waste broker, it shall be ensured that any such broker is a duly registered waste broker in accordance with Subsidiary Legislation 549.45.
- 2.4.14 Movement of hazardous waste to authorised facilities shall be covered by a valid consignment permit obtainable from the Competent Authority. Each movement shall also be covered by a consignment note obtainable from the Authority.
- 2.4.15 The Permit Holder shall ensure to keep records for every consignment of hazardous wastes, or other wastes, as deemed necessary by the Authority, removed from the Site indicating the EWC Code, description, quantities, date of removal, contractor name (including for transport), consignment note number (where applicable) and manner and place of final disposal/recovery.
- 2.4.16 Disposal and/or recovery certificates shall be kept on site and made available for inspection for a period of at least 3 years from date of their issue.
- 2.4.17 Prior to initiating any waste export procedure, the Permit Holder shall check with the Competent Authority in the country of export, to ensure that the correct export code/s according to the relevant Annexes of Regulation No 1013/2006 on shipments of waste are being applied.
- 2.4.18 Without prejudice to Condition 2.4.17, transboundary movement of waste shall be carried out in accordance with the following regulations, as amended from time to time:
- a. Regulation (EC) N° 1013/2006 of the European Parliament and of the Council of 14 June 2006 on shipments of waste as implemented through Subsidiary Legislation 549.65;
  - b. Commission Regulation (EC) N° 1418/2007 of 29 November 2007 concerning the export for recovery of certain waste listed in Annex III or IIIA to Regulation (EC) N° 1013/2006 of the European Parliament and of the Council to certain countries to which the OECD Decision on the control of transboundary movements of waste does not apply; and
  - c. Any other applicable legislation.
- 2.4.19 Storage of waste tyres shall be limited to the designated area in **Approved Document EP 0024/22/DOC1**.

- 2.4.20 The number of waste tyres stored on site shall at no point in time exceed 50 tyres.
- 2.4.21 Waste tyres shall be placed at least 3 metres away from any flammable source and in stacks of not higher than 1.5 metres.
- 2.4.22 No wastes other than those which are categorized in Schedule 4 in accordance to the European Waste Catalogue as published in Council Directive 2000/532/EC and as may be amended from time to time shall be stored on site.

## **2.5 Ozone Depleting Substances**

- 2.5.1 No new equipment or components containing substances falling within the scope of EC Regulation No. 1005/2009 on substances that deplete the Ozone Layer & Subsidiary Legislation 549.58 Substances that deplete the Ozone Layer, regulations, shall be installed within the site.

## **2.6 Accident prevention and control**

- 2.6.1 An Emergency Response Plan shall be followed and maintained containing details of the location, nature and quantity of chemicals, oils, flammable materials (e.g. tyres) and fuels stored, any special hazards, a drawing showing location of drains and the emergency phone numbers of the Permit Holder and relevant authorities. It shall also include actions to be taken in the case of incidents which could affect the environment, such as fires and chemical/fuel spills. The emergency plan shall indicate that accidental releases of chemicals and fires caused by chemicals are to be managed as specified in the respective SDS.
- 2.6.2 In the case of an accident (e.g. chemical spills, etc.), the Permit Holder shall follow the Emergency Response Plan referred to in Condition 2.6.1 and shall notify the Authority within 24 hours.
- 2.6.3 Spillages of chemicals or other hazardous material shall receive immediate attention to prevent escape to drain, surface water or land. Spilled material shall be disposed of in an appropriate manner. Kits for the collection of liquid spills shall be available on site at strategic locations.
- 2.6.4 Small leaks or spills shall be cleared up immediately by the application of adequate absorbent materials. All sand and other material shall be disposed of using the appropriate waste management procedures at facilities permitted for that type of waste.

## **2.7 Closure and Decommissioning**

- 2.7.1 The Permit Holder shall notify the Authority prior to ceasing operations permanently in part or full, whereby an application for cessation of operations shall be made to the Authority and shall include a decommissioning plan.
- 2.7.2 In the event of cessation of operations on the site, the Permit Holder shall remain responsible for all wastes and hazardous materials on site, which shall be removed from the site in accordance to good environmental practice and in such a manner that minimises environmental risks.

- 2.7.3 The Authority is to be notified, through the submission of a decommissioning plan, when there is intent to remove any underground equipment from site. This shall include but not limited to any underground tanks and pipework.
- 2.7.4 The Decommissioning Plan shall be implemented once approved by the Authority and within 12 months of final cessation of operations or as agreed with the Authority in writing.
- 2.7.5 The obligations arising from this permit shall subsist until the Authority confirms in writing that the decommissioning plan has been implemented to its satisfaction.
- 2.7.6 When deemed necessary, the Authority may require the Permit Holder to take such additional measures as it considers necessary with respect to after care obligations in relation, but not limited to the remedial action, rehabilitation, and monitoring of the waste management or waste production site.

## **2.8 Technically Competent Person**

- 2.8.1 The TCP is responsible for the implementation of all the obligations stipulated in this permit, must supervise the rest of the staff on site and shall be the Permit Holder's technical focal point for the implementation of the conditions of this permit including during inspections.
- 2.8.2 Attendance of the technically competent person(s) (TCP) at the Site shall be recorded in the Site diary on arrival and departure.
- 2.8.3 The TCP is to be present on site within one hour following a request by the Authority. The TCP/s or his/their delegate shall be present on site during the loading/unloading of fuel from road tankers. Contact details of such delegates shall be made available to the Authority upon request. In the event that a TCP and/or appointed delegate terminates her/his employment, another person shall be appointed immediately and the Authority shall be informed of this change.
- 2.8.4 In the event of any leave of absence taken by the TCP and any delegate conjointly for a period exceeding 10 days, the Permit Holder is obliged to find a replacement for that member of staff without delay and the Authority informed accordingly
- 2.8.5 Any changes in technically competent management (person/s) and the name of any incoming person together with evidence that such person has the required technical competence shall be submitted to the Authority in writing within 5 working days of the change in management
- 2.8.6 In the event where operations cease temporarily (2 weeks or more), the TCP or Permit Holder are obliged to notify the Authority within two (2) days and are also to inform the Authority with regards to when the operations are intended to resume.

## **2.9 Training**

- 2.9.1 The Permit Holder shall ensure that the TCP and all staff involved in the dispensing of fuel and operations involving the receipt of fuel on site shall be appropriately trained in order to be knowledgeable on actions to be taken following accidents, spillages, or equipment malfunction (including alarms or alerts from equipment on site which may indicate errors or malfunction) which, if not controlled, could result in emission.

### **3 Records**

3.1 The Permit Holder shall ensure that all records required to be made by this Permit and any other records made by it in relation to the operation of the Permitted Installation shall:

- a. Be made available for inspection by the Authority at any reasonable time;
- b. Be supplied to the Authority on demand and without charge and in the format requested;
- c. Be legible;
- d. Be made as soon as reasonably practicable;
- e. Indicate any amendments which have been made and shall include the original record wherever possible; and

Be retained at the permitted installation, or other location agreed by the Authority in writing, for a minimum period of 3 years from the date when the records were made, unless otherwise agreed in writing.

3.2 Records shall be kept secure and shall be available for inspection at the Site when required by an authorised officer of the Authority. This shall include a daily record of the following events:

- a. Any incidents that took place on site such as mechanical faults in the machinery or equipment used on site, any spills, fires etc. and the remedial action.
- b. Any maintenance and inspections carried out on machinery and equipment
- c. Any training which was carried out, either to Permit Holder, TCP or staff
- d. Any increases in the water level inside the underground storage tanks. This record shall be submitted as part of the AER.
- e. Any defects or damage to the Site Security System
- f. Any other incidents that the Permit Holder deems important to have records.

Each record shall be compiled within 24 hours of the relevant event.

3.3 The Permit Holder may wish to establish an Environmental Management System (EMS) to facilitate compliance with permit conditions and to assist in formalising procedures required by this permit. An EMS can take the form of a standardised system (e.g. EN ISO 14001:2015 or EMAS) or a non-standardised (“customised”) system, provided that is properly designed and implemented. Guidance for a non-standardised (“customised”) system is included in Schedule 2 of this permit.

### **4 Reporting**

4.1 The Authority shall be informed within 24 hours in the event of an environmental hazard or major incidents.

- 4.2 The Permit Holder shall submit to the Authority an Annual Environmental Report (AER) of the previous year by not later than end of March of each year, providing the information listed in Schedule 1 of this Permit and in the format specified therein.
- 4.3 As part of the AER, the Permit Holder shall also submit a copy of the inspection and audit report submitted to the Regulator for Energy and Water Services (REWS) for the reporting year, signed by a warranted engineer and the Permit Holder.



**Schedule 1**  
**Annual Environmental Report**

**Important note**

By this submission, you confirm that you give your explicit consent for the entire contents of this Annual Environment Report to be made available on the Authority's public website.

**S1.1 - Introduction**

Environmental Permit Number	
Reporting Year (Calendar Year: 1 January to 31 December)	
Name and locality of Site	
Brief description of activities at the site	

**S1.2 - Off-site transfers and exports of hazardous waste**

Date of transfer	EWC Code <sup>2</sup>	Quantity of waste (in kg)	TFS/CP number	Ultimate destination

<sup>2</sup> European Waste Catalogue Code (<http://eur-lex.europa.eu/legal-content/EN/TXT/PDF/?uri=CELEX:02000D0532-20150601&qid=1475495799963&from=EN>)

**S1.3 - Transport of Waste**

Name(s) of registered waste carrier used during reporting year	Waste type(s) transported

**S1.4 - Reporting Sheet for Petrol Losses**

Attach Excel Sheet 8 from ERA Website: <https://era.org.mt/topic/service-station/>

**S1.5 - Refuelling of the Underground Storage Tanks with Other Fuels**

Total Amount of Diesel delivered to the site in the past year of operation		Litres
--	--	--------

**S1.6 - Submission of certificates and documentation**

Submission	Tick (✓)
Vapour containment integrity of the Stage Ib and Stage II vapour recovery system certification <sup>3</sup>	<input type="checkbox"/>
In-Service Testing Report for Vapour capture efficiency of the Stage II petrol vapour recovery system in ERA template format <sup>4</sup>	<input type="checkbox"/>
Inspection of oil/water separators by an independent warranted engineer	<input type="checkbox"/>
Certification of good working order for the generator by an independent warranted engineer <sup>5</sup>	<input type="checkbox"/>
Regulator for Energy and Water Services Inspection and Audit Report for the reporting year, signed by a warranted engineer and the Permit Holder.	<input type="checkbox"/>

<sup>3</sup> To be submitted by March 2026

<sup>4</sup> To be submitted by March 2026 - Link to Template – (<https://era.org.mt/topic/service-station/>)

<sup>5</sup> To be submitted by March 2027

**S1.7 - Reporting of water level increase**

Was a water level increase in USTs recorded in the past year?	Yes <input type="checkbox"/>	No <input type="checkbox"/>
---	------------------------------	-----------------------------

*In the case were such increases in water levels are recorded a copy of the report of these incidents is to be attached*

**Applicant's declaration**

*I declare that, to the best of my knowledge, all the above information is correct and substantiated.*

\_\_\_\_\_  
**Name**  
*(in block letters)*

\_\_\_\_\_  
**ID Card Number**

\_\_\_\_\_  
**On behalf of / in my own name**  
*(in block letters)*

## Schedule 2

---

### Minimum requirements for an Environment Management System (EMS)

---

The EMS should include, as a minimum, the following elements:

**1. Management and Reporting Structure**

This should in particular include the name of the person who will be responsible for managing environmental aspects of the installation. Relevant qualifications and experience should be listed, together with contact details (including a mobile number for emergency purposes).

**2. Environmental Objectives and Targets**

The section should include a review of all operations and processes, a commitment by the Permit Holder to continuous improvement, and identification of priority areas where improvement to the operations is necessary and practicable, such as:

- a. Recycling of materials;
- b. Minimisation of waste;
- c. Efficient use of resources (especially water and energy);
- d. Use of biodegradable chemicals;
- e. Minimising use of solvents;
- f. Procedures to minimise noise disturbance to neighbours;
- g. Phasing out of CFCs and ozone-depleting substances, if any.

Targets should be set for priority areas identified (e.g. minimising waste generation by a predetermined percentage annually).

**3. Environmental Management Programme (EMP)**

This should include a time schedule for achieving the Environmental Objectives and Targets prepared under point 2 above. The time schedule should cover a period of 5 years. The EMP should include:

- a. Designation of responsibility for targets;
- b. The means by which they may be achieved;
- c. The time within which they may be achieved.

Targets and performance should be reviewed annually as part of the EMS.

**4. Documentation**

A system of documentation should be established to ensure that records are kept of the priority areas chosen according to point 2. In addition, the Permit Holder should issue a copy of the environmental permit to all relevant personnel whose duties relate to any condition of the permit.

**5. Corrective Action**

The Permit Holder should establish procedures to ensure that corrective action is taken should the specified requirements of the environmental permit not be fulfilled. The responsibility and authority for initiating further investigation and corrective action in the event of a non-conformity with the environmental permit should be defined.

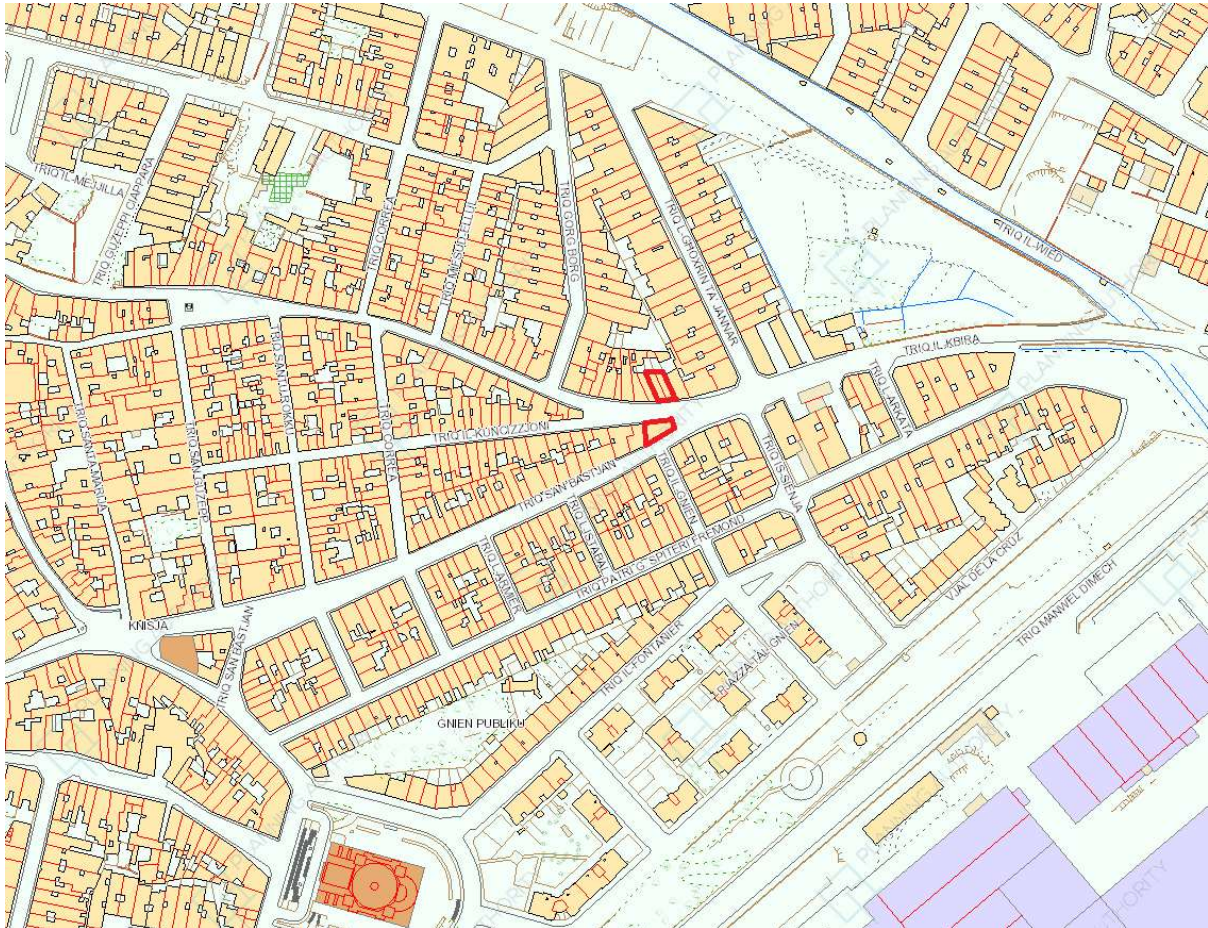
**6. Awareness and Training**

The Permit Holder should establish and maintain procedures for identifying training needs, and for providing appropriate training, for all personnel whose work can have a significant effect upon the environment. Appropriate records of training should be maintained.

**7. Maintenance Programme**

The Permit Holder should establish and maintain a programme for maintenance of all plant and equipment based on the instructions issued by the manufacturer/supplier or installer of the equipment. Appropriate record keeping and diagnostic testing should support this maintenance programme. The licensee should clearly allocate responsibility for the planning, management and execution of all aspects of this programme to appropriate personnel.

### Schedule 3 Site Map



**Figure S4.1: Site of installation showing the extent of the area in red for the carrying out of the activities specified in Condition 1.3.1. The extent of the site boundary is indicative and should not be used for interpretation purposes.**

**Schedule 4**

---

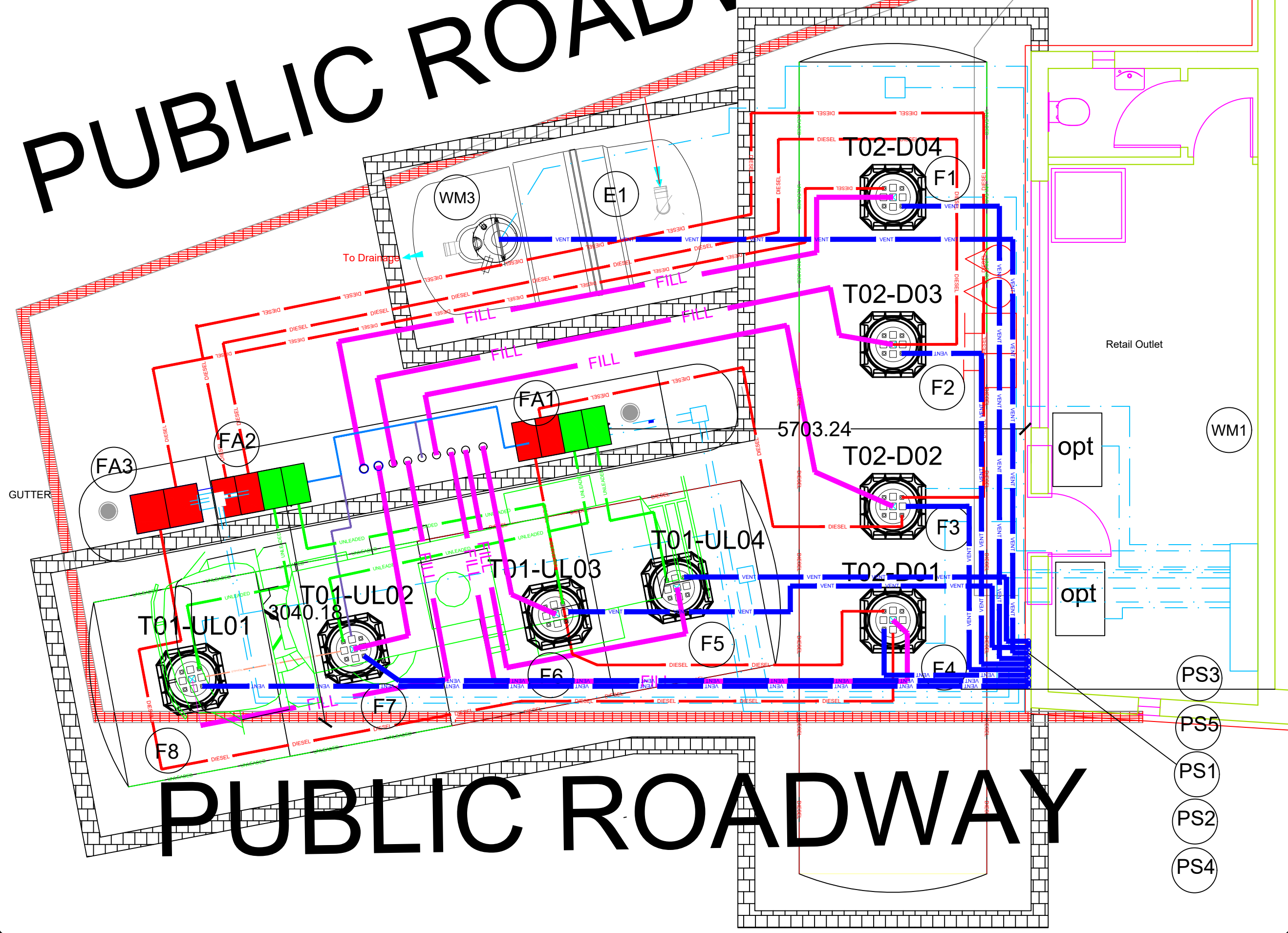
**Complete list of wastes and chemicals permitted on site****Permitted waste streams for outgoing waste**

<b>Location Code</b>	<b>Type of Waste</b>	<b>EWC Code</b>
WM1	Municipal Waste	20 03 01
WM2	Used Tyres	16 01 03
WM3	Sludge from Oil/water Separator	13 05 07*

**END OF PERMIT**

# PUBLIC ROADWAY

These drawings are instruments of service for use on this project only and are the joint property of Ing Ryan Fava and the project owner. Any use of instruments of service without the prior express written permission of Ing Ryan Fava and/or the project owner is a violation of copyright and may be subject to prosecution.



Legend:

Line Style/Color	Description
Magenta line	Filling Lines 110mm Double skin
Green line	Unleaded Suction
Red line	Diesel Suction
Blue line	Vent Lines
Dark Blue line	Vapour Recovery

REV #	DATE	REMARKS
01	07-02-2018	DRAWINGS UPDATE
02	22-07-2018	TANK 2 COMPARTMENT INCREASE
03	25-09-2018	RELOCATION OF VENT STACK

Architect:

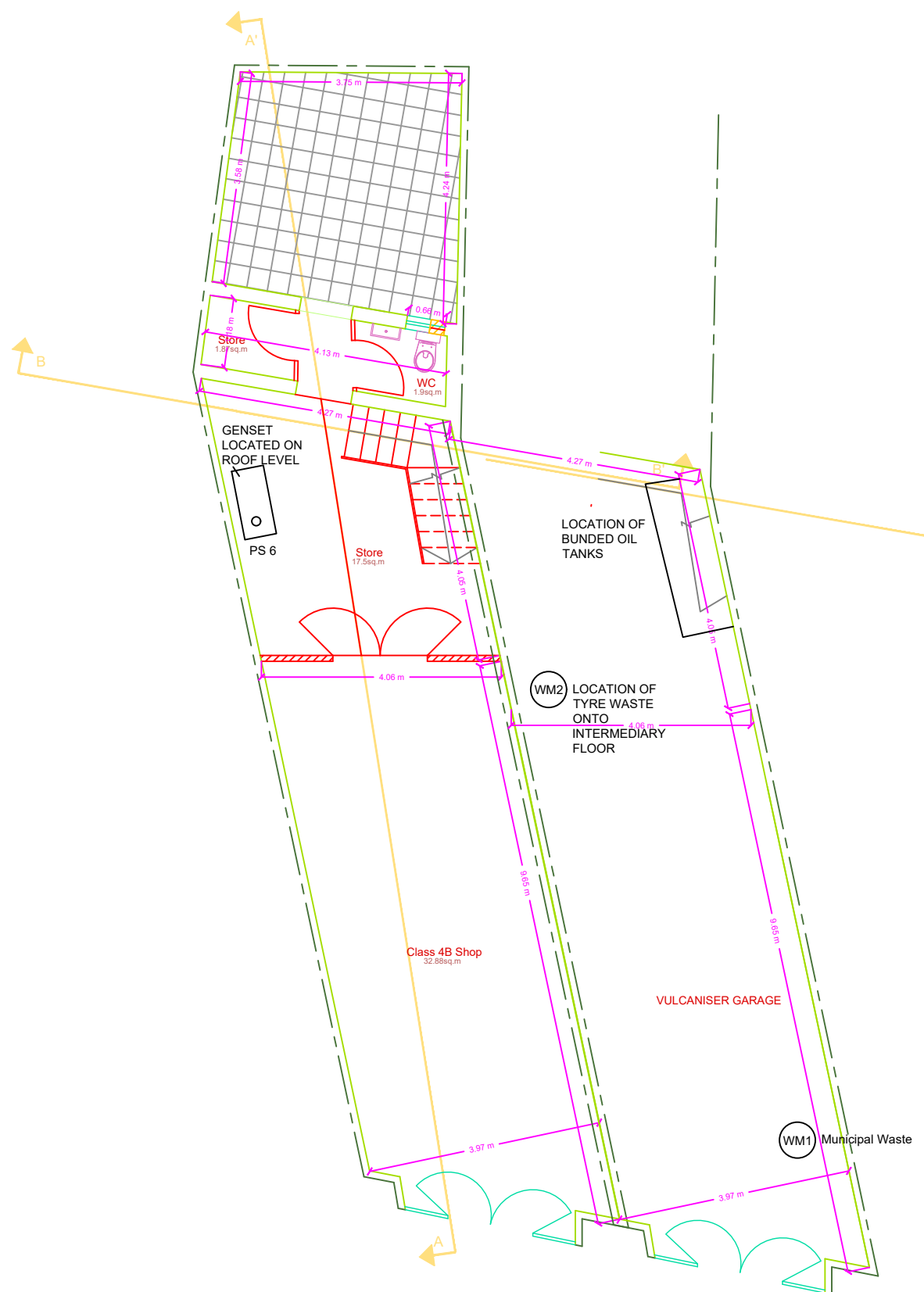
Project Client:

Carmelo Saliba Service Station- Qormi

Title:  
 ENVIRONMENTAL LAYOUT

Scale: 1:50 Date: NOV 22 Project No. PS1211\_13

Drawn By: RF Checked By: RF



**Legend**

	Filling Lines 110mm Double skin
	Unleaded Suction
	Diesel Suction
	Vent Lines
	Vapour Recovery

REV #	DATE	REMARKS

Architect:

Project Client:

**Carmelo Saliba Service Station- Qormi**

Title:  
**ENVIRONMENTAL LAYOUT- PROPOSED FOR GARAGES LOCATED OPPOSITE TO STATION**

Scale: **1:50**      Date: **NOV 22**      Project No. **PS1211\_13**

Drawn By: **RF**      Checked By: **RF**